



INSPIRING BEAUTY

Over 4000 products. 37 finishes. Endless Possibilities.



Table of Contents

NEW Passport Collection	
Trevi Fountain.....	4
Great Wall.....	6
Tower Bridge.....	8
Luxor.....	10
Sydney Harbour.....	12
Victoria Falls.....	14
NEW Chateau.....	16
NEW Cobblestone.....	18
Sanctuary.....	20
NEW Sanctuary II.....	30
NEW Stainless Steel.....	38
Asbury.....	42
Aspen.....	46
Bar Pulls.....	54
Britannia.....	58
Chateau.....	64
Crystal & Additions.....	72
Dakota.....	76
Edwardian.....	80
Normandy.....	84
Nouveau.....	90
Oil Rubbed Bronze.....	102
Somerset.....	104
Tuscany.....	110
Appliance Pulls.....	114
Back-to-back Door Pulls.....	126
Bath Collection	
Aqua.....	131
Edwardian.....	132
Hopewell.....	136
Hudson.....	137
Stratton.....	138
Tuscany.....	139
Displays.....	140
Finish Key.....	147

From Ordinary to Extraordinary.

7 Solid Reasons Why.

It's all in the details – the right decorative hardware just makes the look. More than an accessory, the hardware is the jewel that draws the eye, accentuates the style and adds elegance to the space it graces. But true beauty goes beyond initial good looks. It's in the style, the depth of the finish and in the weighty feel of the piece in your hand.

It Starts with the Finish.

Top Knobs' commitment to superior finishes begins with high-grade metals, molds and lacquer. Each hue richly and beautifully crafted - for a difference you can clearly see.

To Have and to Hold.

Smooth to the touch. Every edge, corner and detail individually inspected, hand polished and made to fit your hand. It just feels right.

Solid Construction.

The weighted feel and character of each creation tells you no corners were cut, no backs hollowed. Every piece as it should be... as exceptional as your space.

Lasting Protection.

Our completely sealed finish won't show wear, especially on the knobs and pulls used most.

Guaranteed for Life.







Your hardware will last for years. And we back it with a lifetime warranty for the original purchaser.

Samples are Free!

Express yourself – freely! Get a free sample of any knob and of any pull (less than 7" cc), of any price, for just a \$5 packaging and shipping charge each.

Unmatched Selection.

Choose from the world's most complete compilation of designer-inspired cabinet hardware - with over 4,000 designs, 26 collections and 37 finishes. The only thing missing is you.



WWW.TOPKNOBS.COM
800-499-9095
908-359-6174

NEW Passport® Collection - Trevi Fountain

THE ANCIENT AND MODERN WORLDS COME TOGETHER TO FORM A COLLAGE OF THE RICH HISTORY OF ROME, ITALY. THE STREETS ARE BUSTLING WITH ACTIVITY. THROUGH THE STREET NOISE, THE SOFT BURBLE OF WATER BEGINS TO GROW. TURN THE CORNER AND THE VIEW IS DOMINATED BY THE GREAT BAROQUE MASTERPIECE, FONTANA DI TREVI. THE MIXTURE OF THE TUMBLING WATER AND THE MYTHOLOGICAL STONE SCULPTURES IS BREATHTAKING. ICONIC CORINTHIAN COLUMNS CROWNED WITH ACANTHUS CAPITALS AND A BEAUTIFUL HALF-DOME WITH INTRICATE DETAILING FORM A BACKDROP TO THE FOUNTAIN. TOSS A COIN INTO ITS WATERS TO ENSURE A RETURN TO ROME SOMEDAY.



TREVI FOUNTAIN PULLS ~ 3 STYLES




12" cc Appliance Pull
Pewter Antique

5" cc Pull
Pewter Antique

5" cc Crest Pull
Pewter Antique

	GBZ	PAR	PN	PTA	TB
5" cc Pull	TKI76GBZ	TKI76PAR	TKI76PN	TKI76PTA	TKI76TB
5" cc Crest Pull	TKI75GBZ	TKI75PAR	TKI75PN	TKI75PTA	TKI75TB
12" cc Appliance Pull	TKI77GBZ	TKI77PAR	TKI77PN	TKI77PTA	TKI77TB



TKI72PTA & TKI76PTA in
Pewter Antique

TREVI FOUNTAIN CUP PULLS ~ 2 SIZES



1 1/2" cc
German Bronze



2 1/2" cc
German Bronze

	GBZ	PAR	PN	PTA	TB
1 1/2" cc Cup Pull	TKI71GBZ	TKI71PAR	TKI71PN	TKI71PTA	TKI71TB
2 1/2" cc Cup Pull	TKI72GBZ	TKI72PAR	TKI72PN	TKI72PTA	TKI72TB

FINISHES AVAILABLE



GBZ
German Bronze



PAR
Patina Rouge



PN
Polished Nickel



PTA
Pewter Antique



TB
Tuscan Bronze

TREVI FOUNTAIN KNOBS ~ 2 STYLES



1 5/16" Round Knob
Patina Rouge



1 1/4" Square Knob
Patina Rouge

	GBZ	PAR	PN	PTA	TB
1 5/16" Round Knob	TKI73GBZ	TKI73PAR	TKI73PN	TKI73PTA	TKI73TB
1 1/4" Square Knob	TKI74GBZ	TKI74PAR	TKI74PN	TKI74PTA	TKI74TB



WWW.TOPKNOBS.COM
800-499-9095
908-359-6174

Part Number is specific to shape and finish. cc = measurement center-to-center between the screw holes.

Lifetime Warranty for the original purchaser against defects in materials and craftsmanship.

Free Samples of any knob and of any pull less than 7" cc, with a \$5 packaging and shipping charge each. **NOTE:** For detailed dimensions such as overall length, height, base width, etc. see price list or visit TopKnobs.com.



NEW Passport® Collection - Great Wall

THE GREAT WALL OF CHINA'S 5500 MILES OF AMBLING TOWERS, STEPS, AND GATEWAYS TRAVERSE JAGGED MOUNTAINS, VAST DESERTS AND ROLLING GRASSLANDS. EACH INDIVIDUAL BRICK OR STONE, PLACED BY HUMAN HANDS, HAS ACTED TOGETHER TO CREATE A BARRIER AGAINST INVADING ARMIES OVER THE CENTURIES. THE GEOMETRIC SHAPES OF THE WALL ITSELF CONTRAST WITH THE PANORAMIC VIEWS OF THE CHINESE COUNTRYSIDE. AS THE WIND GENTLY RUFFLES THE LEAVES OF THE NEARBY TREES, THE WALL WINDS ITSELF OUT OF SIGHT.



GREAT WALL PULLS ~ 3 SIZES



	GBZ	PN	PTA	TB
4" cc Pull	TK187GBZ	TK187PN	TK187PTA	TK187TB
6" cc Pull	TK188GBZ	TK188PN	TK188PTA	TK188TB
12" cc Appliance Pull	TK189GBZ	TK189PN	TK189PTA	TK189TB

GREAT WALL KNOBS ~ 2 STYLES



1" Small Base
Polished Nickel



1" Large Base
Polished Nickel

	GBZ	PN	PTA	TB
1" Small Base	TK185GBZ	TK185PN	TK185PTA	TK185TB
1" Large Base	TK186GBZ	TK186PN	TK186PTA	TK186TB

FINISHES AVAILABLE



WWW.TOPKNOBS.COM
800-499-9095
908-359-6174

Part Number is specific to shape and finish. cc = measurement center-to-center between the screw holes.

Lifetime Warranty for the original purchaser against defects in materials and craftsmanship.

Free Samples of any knob and of any pull less than 7" cc, with a \$5 packaging and shipping charge each. **NOTE:** For detailed dimensions such as overall length, height, base width, etc. see price list or visit TopKnoobs.com.

NEW Passport® Collection - Tower Bridge

THROUGH THE HEART OF LONDON FLOWS THE THAMES RIVER, A RIVER OF HISTORY AND COMMERCE. THERE ARE SEVERAL BRIDGES SPANNING ITS WATERS, BUT THE MOST ELEGANT IS THE TOWER BRIDGE. OPENED IN 1894, THIS BRIDGE IS FAMOUS FOR ITS VICTORIAN GOTHIC STYLE, WHICH WAS DESIGNED TO HARMONIZE WITH THE NEARBY TOWER OF LONDON. IT WAS THE LARGEST BASCULE BRIDGE OF ITS TIME; THE LOWER LEVEL IS CONSTRUCTED OF TWO LEAVES THAT CAN BE RAISED TO ALLOW THE PASSAGE OF LARGE SHIPS. ELEGANT CORNISH GRANITE AND PORTLAND STONE COVER THE IRON STRUCTURE AND THE MECHANICS USED TO OPERATE THE BASCULES. TWO TOWERS SUPPORT THE UPPER WALKWAYS, WHICH WERE ORIGINALLY DESIGNED FOR PEDESTRIAN TRAFFIC AND PROVIDE SPECTACULAR PANORAMIC VIEWS OF THE CITY.



TOWER BRIDGE PULLS & KNOBS ~ 4 SIZES & 2 STYLES



12" cc Appliance Pull
Brushed Satin Nickel



12" cc Pull
Brushed Satin Nickel



5" cc Pull
Brushed Satin Nickel




2 5/8" T-Knob
Brushed Satin Nickel

	BSN	PC	PN	PTA	SAB	UM
2 5/8" T-Knob	TK204BSN	TK204PC	TK204PN	TK204PTA	TK204SAB	TK204UM
1 1/2" Knob	TK205BSN	TK205PC	TK205PN	TK205PTA	TK205SAB	TK205UM
5" cc Pull	TK206BSN	TK206PC	TK206PN	TK206PTA	TK206SAB	TK206UM
12" cc Pull	TK207BSN	TK207PC	TK207PN	TK207PTA	TK207SAB	TK207UM
12" cc Appliance Pull	TK208BSN	TK208PC	TK208PN	TK208PTA	TK208SAB	TK208UM
18" cc Appliance Pull	TK209BSN	TK209PC	TK209PN	TK209PTA	TK209SAB	TK209UM



1 1/2" Knob
Brushed Satin Nickel



TK207PTA - 12" cc Pull in Pewter Antique

FINISHES AVAILABLE



BSN
Brushed Satin Nickel


PC
Polished Chrome

PN
Polished Nickel

PTA
Pewter Antique

SAB
Sable

UM
Umbrio


WWW.TOPKNOBS.COM
800-499-9095
908-359-6174

Part Number is specific to shape and finish. cc = measurement center-to-center between the screw holes.

Lifetime Warranty for the original purchaser against defects in materials and craftsmanship.


Free Samples of any knob and of any pull less than 7" cc, with a \$5 packaging and shipping charge each. **NOTE:** For detailed dimensions such as overall length, height, base width, etc. see price list or visit TopKnoobs.com.

NEW Passport® Collection - Luxor

ALONG THE EAST BANK OF THE NILE NEAR THE ANCIENT CITY OF THEBES SITS A SACRED TEMPLE. AT THE TEMPLE OF LUXOR, LARGE CROWDS OF SOLDIERS, DANCERS, MUSICIANS, AND HIGH-RANKING OFFICIALS CELEBRATED THEIR BELIEF IN THE DIVINE CONCEPTION AND BIRTH OF THEIR KINGS. MAGNIFICENT PAPYRUS-SHAPED COLUMNS AND STATUES OF THE KINGS FILLED THE TEMPLE. CARVINGS RECORDING THE HISTORY OF THE KINGS AND THEIR MILITARY VICTORIES COVERED THE WALLS AND COLUMNS. CHRISTIANS AND MUSLIMS IN THE REGION CONTINUED TO USE THE TEMPLE LONG AFTER ITS ORIGINAL CONGREGATIONS HAD DEPARTED.



LUXOR PULLS ~ 3 SIZES



	BSN	GBZ	PC	PN	PTA	UM
3¾" cc Pull	TKI97BSN	TKI97GBZ	TKI97PC	TKI97PN	TKI97PTA	TKI97UM
5" cc Pull	TKI98BSN	TKI98GBZ	TKI98PC	TKI98PN	TKI98PTA	TKI98UM
12" cc Appliance Pull	TKI99BSN	TKI99GBZ	TKI99PC	TKI99PN	TKI99PTA	TKI99UM

LUXOR KNOBS ~ 3 STYLES



	BSN	GBZ	PC	PN	PTA	UM
2½" T-Knob	TKI94BSN	TKI94GBZ	TKI94PC	TKI94PN	TKI94PTA	TKI94UM
7⁄8" Small Knob	TKI95BSN	TKI95GBZ	TKI95PC	TKI95PN	TKI95PTA	TKI95UM
1¼" Large Knob	TKI96BSN	TKI96GBZ	TKI96PC	TKI96PN	TKI96PTA	TKI96UM



FINISHES AVAILABLE




WWW.TOPKNOBS.COM
800-499-9095
908-359-6174

Part Number is specific to shape and finish. cc = measurement center-to-center between the screw holes.

Lifetime Warranty for the original purchaser against defects in materials and craftsmanship.

Free Samples of any knob and of any pull less than 7" cc, with a \$5 packaging and shipping charge each. **NOTE:** For detailed dimensions such as overall length, height, base width, etc. see price list or visit TopKnoobs.com.



NEW Passport® Collection - Sydney Harbour

FROM THE ARRIVAL OF THE FIRST BRITISH SETTLERS IN SYDNEY COVE TO ONE OF THE BEST EXAMPLES OF LATE MODERN ARCHITECTURE, BENNELONG POINT IN SYDNEY HARBOUR HAS A RICH HISTORY. THE SITE IS CURRENTLY HOME TO THE SYDNEY OPERA HOUSE, A MARVELOUS STRUCTURE OF INTERLOCKING VAULTED SHELLS WHOSE GLAZED TILES GLISTEN IN THE SUNLIGHT. GLASS FACADES PROVIDE STUNNING VISTAS OF THE HARBOUR, TRAVERSED BY FERRIES AND SHIPS OF ALL SIZES. INSIDE THE OPERA HOUSE IS FILLED WITH SYMPHONIES, BALLETS, OPERAS, COMEDIES AND CONCERTS. AS THE SUN SETS OVER THE HARBOUR AND THE OPERA HOUSE IS AGLOW, COUPLES WALK HAND-IN-HAND AND STEAL A KISS BELOW THE STARRY SKY.



SYDNEY HARBOUR PULLS ~ 5 SIZES



12" cc Flair Appliance Pull
Polished Chrome



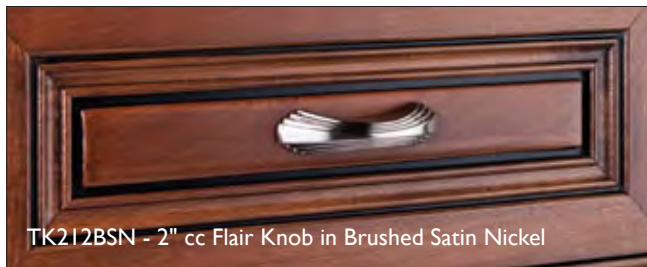
9" cc Flair Pull
Polished Chrome



5" cc Flair Pull
Polished Chrome



2" cc Flair Knob
Polished Chrome




TK212BSN - 2" cc Flair Knob in Brushed Satin Nickel




5" cc Thin Pull
Polished Chrome

	BSN	PC	PN	PTA	SAB	UM
2" cc Flair Knob	TK212BSN	TK212PC	TK212PN	TK212PTA	TK212SAB	TK212UM
5" cc Flair Pull	TK213BSN	TK213PC	TK213PN	TK213PTA	TK213SAB	TK213UM
9" cc Flair Pull	TK214BSN	TK214PC	TK214PN	TK214PTA	TK214SAB	TK214UM
12" cc Appliance Pull	TK215BSN	TK215PC	TK215PN	TK215PTA	TK215SAB	TK215UM
5" cc Thin Pull	TK216BSN	TK216PC	TK216PN	TK216PTA	TK216SAB	TK216UM


FINISHES AVAILABLE



BSN
Brushed Satin Nickel



PC
Polished Chrome



PN
Polished Nickel




PTA
Pewter Antique



SAB
Sable



UM
Umbrio


WWW.TOPKNOBS.COM
800-499-9095
908-359-6174

Part Number is specific to shape and finish. cc = measurement center-to-center between the screw holes.

Lifetime Warranty for the original purchaser against defects in materials and craftsmanship.

Free Samples of any knob and of any pull less than 7" cc, with a \$5 packaging and shipping charge each. **NOTE:** For detailed dimensions such as overall length, height, base width, etc. see price list or visit TopKnoobs.com.



NEW Passport® Collection - Victoria Falls


IN SOUTHERN AFRICA DWELLS A MAGNIFICENT WATERFALL CALLED “THE SMOKE THAT THUNDERS.” THROUGH THE SURROUNDING FLAT PLATEAU, THE ZAMBEZI RIVER FLOWS BETWEEN THE COUNTRIES OF ZAMBIA AND ZIMBABWE. A LARGE CRACK IN THE UNDERLYING BASALT ROCK SHAPES VICTORIA FALLS, WHERE THE FULL WIDTH OF THE RIVER FORMS THE LARGEST CURTAIN OF FALLING WATER IN THE WORLD. IN THE RAINY SEASON THE SPRAY FROM THE FALLING WATER FORMS VIVID RAINBOWS IN THE DAYTIME AND MOONBOWS UNDER THE FULL MOON. DARING VISITORS SWIM IN THE DEVIL’S POOL, RIGHT ON THE EDGE OF THE FALLS.



VICTORIA FALLS PULLS ~ 6 SIZES



	BSN	PC	PN	PTA	SAB	UM
3" cc Pull	TK222BSN	TK222PC	TK222PN	TK222PTA	TK222SAB	TK222UM
5" cc Pull	TK223BSN	TK223PC	TK223PN	TK223PTA	TK223SAB	TK223UM
8" cc Pull	TK224BSN	TK224PC	TK224PN	TK224PTA	TK224SAB	TK224UM
12" cc Pull	TK225BSN	TK225PC	TK225PN	TK225PTA	TK225SAB	TK225UM
12" cc Appliance Pull	TK226BSN	TK226PC	TK226PN	TK226PTA	TK226SAB	TK226UM
18" cc Appliance Pull	TK227BSN	TK227PC	TK227PN	TK227PTA	TK227SAB	TK227UM



VICTORIA FALLS KNOBS ~ 2 STYLES



	BSN	PC	PN	PTA	SAB	UM
3/4" cc Knob	TK220BSN	TK220PC	TK220PN	TK220PTA	TK220SAB	TK220UM
1 1/4" Knob	TK221BSN	TK221PC	TK221PN	TK221PTA	TK221SAB	TK221UM

FINISHES AVAILABLE





ALWAYS THE PERFECT OPENING

KNOBS & PULLS ~ 4 SIZES



8¹³/₁₆" cc Pull
Polished Chrome



5¹/₁₆" cc Pull
Polished Chrome



1¹⁵/₁₆" Small T-Handle
Black Iron



3" Large T-Handle
Black Iron



TK233PC - 8¹³/₁₆" cc Pull in Polished Chrome

	BI	BSN	PC
Small T-Handle	TK230BI	TK230BSN	TK230PC
Large T-Handle	TK231BI	TK231BSN	TK231PC
5 ¹ / ₁₆ " cc Pull	TK232BI	TK232BSN	TK232PC
8 ¹³ / ₁₆ " cc Pull	TK233BI	TK233BSN	TK233PC

FINISHES AVAILABLE



BI
Black Iron



BSN
Brushed Satin Nickel



PC
Polished Chrome



EMERALD KNOBS & PULLS ~ 6 SIZES



12" cc Pull
Tuscan Bronze



9" cc Pull
Tuscan Bronze




7" cc Pull
Brushed Satin Nickel



5" cc Pull
Brushed Satin Nickel



3 3/4" cc Pull
Polished Nickel



TK286PC & TK290PC - Knob & 9" cc Pull
in Polished Chrome



1 1/8" Knob
Polished Nickel

	BSN	PC	PN	TB
1 1/8" Knob	TK286BSN	TK286PC	TK286PN	TK286TB
3 3/4" cc Pull	TK287BSN	TK287PC	TK287PN	TK287TB
5" cc Pull	TK288BSN	TK288PC	TK288PN	TK288TB
7" cc Pull	TK289BSN	TK289PC	TK289PN	TK289TB
9" cc Pull	TK290BSN	TK290PC	TK290PN	TK290TB
12" cc Pull	TK291BSN	TK291PC	TK291PN	TK291TB

12" cc Appliance Pull available September 2012

FINISHES AVAILABLE



Part Number is specific to shape and finish. cc = measurement center-to-center between the screw holes.

Lifetime Warranty for the original purchaser against defects in materials and craftsmanship.

Free Samples of any knob and of any pull less than 7" cc, with a \$5 packaging and shipping charge each.

SQUARE KNOBS ~ 4 SIZES



1 1/8" Small Square Knob Brass



1 3/8" Medium Square Knob Brass



1 5/16" Large Square Knob Brass



1 7/8" Rectangle Knob Coal Black

	BA	BR	CB	PN
Small Square Knob	TK300BA	TK300BR	TK300CB	TK300PN
Medium Square Knob	TK301BA	TK301BR	TK301CB	TK301PN
Large Square Knob	TK302BA	TK302BR	TK302CB	TK302PN
Rectangle Knob	TK303BA	TK303BR	TK303CB	TK303PN


OVAL & ROUND KNOBS ~ 2 STYLES



2" Small Oval Knob Brass Antique



2 5/8" Large Oval Knob Brass Antique



TK296BA - Medium Round Knob in Brass Antique



1 1/8" Small Round Knob Polished Nickel



1 3/8" Medium Round Knob Polished Nickel



1 5/16" Large Round Knob Polished Nickel

	BA	BR	CB	PN
Small Oval Knob	TK298BA	TK298BR	TK298CB	TK298PN
Large Oval Knob	TK299BA	TK299BR	TK299CB	TK299PN
Small Round Knob	TK295BA	TK295BR	TK295CB	TK295PN
Medium Round Knob	TK296BA	TK296BR	TK296CB	TK296PN
Large Round Knob	TK297BA	TK297BR	TK297CB	TK297PN

NEW Cobblestone™ Collection

PULLS ~ 4 SIZES



12⁵/₁₆" cc
Coal Black



8¹³/₁₆" cc
Brass Antique



7⁷/₁₆" cc
Polished Nickel




6⁵/₁₆" cc
Coal Black



5¹/₁₆" cc
Brass



3³/₄" cc
Brass Antique



TK304CB - 3³/₄" cc Pull in Coal Black

	BA	BR	CB	PN
3 ³ / ₄ " cc Pull	TK304BA	TK304BR	TK304CB	TK304PN
5 ¹ / ₁₆ " cc Pull	TK305BA	TK305BR	TK305CB	TK305PN
6 ⁵ / ₁₆ " cc Pull	TK306BA	TK306BR	TK306CB	TK306PN
7 ⁷ / ₁₆ " cc Pull	TK307BA	TK307BR	TK307CB	TK307PN
8 ¹³ / ₁₆ " cc Pull	TK308BA	TK308BR	TK308CB	TK308PN
12 ⁵ / ₁₆ " cc Pull	TK309BA	TK309BR	TK309CB	TK309PN

FINISHES AVAILABLE



BA
Brass Antique



BR
Brass



CB
Coal Black



PN
Polished Nickel

Part Number is specific to shape and finish. cc = measurement center-to-center between the screw holes.

Lifetime Warranty for the original purchaser against defects in materials and craftsmanship.

Free Samples of any knob and of any pull less than 7" cc, with a \$5 packaging and shipping charge each.



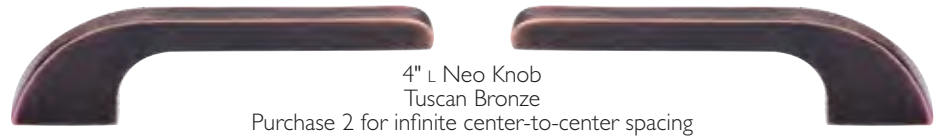
ALWAYS THE PERFECT OPENING



INSPIRED BY ASIAN ARCHITECTURAL DETAILS,
THE SANCTUARY COLLECTION DELIVERS A SIMPLIFIED,
SOPHISTICATED WAY TO ENHANCE YOUR MODERN
DÉCOR. INSPIRATIONAL AND SIMPLY IRRESISTIBLE...
ORDER YOUR FREE SAMPLE TODAY.

Sanctuary™ Collection


PULLS & KNOBS ~ 5 STYLES Matching Appliance Pulls - see page 115



FINISHES AVAILABLE



	BLK	BSN	GBZ	ORB	PC	PN	PTA	TB
3/4" w Thumb Knob	TK52BLK	TK52BSN	TK52GBZ	TK52ORB	TK52PC	TK52PN	TK52PTA	TK52TB
4" L each Neo Knob	TK42BLK	TK42BSN	TK42GBZ	TK42ORB	TK42PC	TK42PN	TK42PTA	TK42TB
3" cc Center Knob	TK43BLK	TK43BSN	TK43GBZ	TK43ORB	TK43PC	TK43PN	TK43PTA	TK43TB
3" cc Pull	TK44BLK	TK44BSN	TK44GBZ	TK44ORB	TK44PC	TK44PN	TK44PTA	TK44TB
6" cc Pull	TK45BLK	TK45BSN	TK45GBZ	TK45ORB	TK45PC	TK45PN	TK45PTA	TK45TB
12" cc Pull	TK46BLK	TK46BSN	TK46GBZ	TK46ORB	TK46PC	TK46PN	TK46PTA	TK46TB
12" cc Appliance Pull	TK47BLK	TK47BSN	TK47GBZ	TK47ORB	TK47PC	TK47PN	TK47PTA	TK47TB



	BLK	BSN	GBZ	ORB	PC	PN	PTA	TB
4" cc Curved Tidal Pull	TK41BLK	TK41BSN	TK41GBZ	TK41ORB	TK41PC	TK41PN	TK41PTA	TK41TB

Part Number is specific to shape and finish. cc = measurement center-to-center between the screw holes.

Lifetime Warranty for the original purchaser against defects in materials and craftsmanship.

Free Samples of any knob and of any pull less than 7" cc, with a \$5 packaging and shipping charge each. **NOTE:** For detailed dimensions such as overall length, height, base width, etc. see price list or visit TopKnobs.com.

ALWAYS THE PERFECT OPENING



TK61BLK - 1³/₈" L Oval Knob shown in Flat Black

OVAL KNOBS ~ 3 SIZES



1" L Small
Pewter Antique



1¹/₈" L Medium
German Bronze



1³/₈" L Large
Tuscan Bronze

	BLK	BSN	GBZ	ORB	PC	PN	PTA	TB
Small	TK57BLK	TK57BSN	TK57GBZ	TK57ORB	TK57PC	TK57PN	TK57PTA	TK57TB
Medium	TK59BLK	TK59BSN	TK59GBZ	TK59ORB	TK59PC	TK59PN	TK59PTA	TK59TB
Large	TK61BLK	TK61BSN	TK61GBZ	TK61ORB	TK61PC	TK61PN	TK61PTA	TK61TB



TK61ORB & TK62ORB - 1³/₈" L Oval Knob & 1³/₄" L Oval Backplate in Oil Rubbed Bronze

OVAL BACKPLATES ~ 3 SIZES

For the Oval Knobs above and for the Oval Thin Pulls



1¹/₄" L Small
Pewter Antique



1¹/₂" L Medium
German Bronze



1³/₄" L Large
Tuscan Bronze

Use large backplate with appliance pulls

	BLK	BSN	GBZ	ORB	PC	PN	PTA	TB
Small	TK58BLK	TK58BSN	TK58GBZ	TK58ORB	TK58PC	TK58PN	TK58PTA	TK58TB
Medium	TK60BLK	TK60BSN	TK60GBZ	TK60ORB	TK60PC	TK60PN	TK60PTA	TK60TB
Large	TK62BLK	TK62BSN	TK62GBZ	TK62ORB	TK62PC	TK62PN	TK62PTA	TK62TB

OVAL SLOT KNOBS ~ 3 SIZES



3/4" cc
Pewter Antique



1¹/₂" cc
Oil Rubbed Bronze



5" cc
Polished Chrome

	BLK	BSN	GBZ	ORB	PC	PN	PTA	TB
3/4" cc	TK73BLK	TK73BSN	TK73GBZ	TK73ORB	TK73PC	TK73PN	TK73PTA	TK73TB
1 ¹ / ₂ " cc	TK74BLK	TK74BSN	TK74GBZ	TK74ORB	TK74PC	TK74PN	TK74PTA	TK74TB
5" cc	TK75BLK	TK75BSN	TK75GBZ	TK75ORB	TK75PC	TK75PN	TK75PTA	TK75TB



WWW.TOPKNOBS.COM
800-499-9095
908-359-6174

NOTE: For detailed dimensions such as overall length, height, base width, etc. see price list or visit TopKnobs.com.

Sanctuary® Collection

OVAL THIN PULLS ~ 4 SIZES

Matching Appliance Pulls - see page 115



	BLK	BSN	GBZ	ORB	PC	PN	PTA	TB
3 3/4" cc Pull	TK63BLK	TK63BSN	TK63GBZ	TK63ORB	TK63PC	TK63PN	TK63PTA	TK63TB
5" cc Pull	TK64BLK	TK64BSN	TK64GBZ	TK64ORB	TK64PC	TK64PN	TK64PTA	TK64TB
7" cc Pull	TK65BLK	TK65BSN	TK65GBZ	TK65ORB	TK65PC	TK65PN	TK65PTA	TK65TB
12" cc Pull	TK66BLK	TK66BSN	TK66GBZ	TK66ORB	TK66PC	TK66PN	TK66PTA	TK66TB
12" cc Appliance Pull	TK67BLK	TK67BSN	TK67GBZ	TK67ORB	TK67PC	TK67PN	TK67PTA	TK67TB

FINISHES AVAILABLE



Part Number is specific to shape and finish. cc = measurement center-to-center between the screw holes.

Lifetime Warranty for the original purchaser against defects in materials and craftsmanship.

Free Samples of any knob and of any pull less than 7" cc, with a \$5 packaging and shipping charge each.

ALWAYS THE PERFECT OPENING



TAPERED KNOBS ~ 2 SIZES

LINEAR KNOB



	NEW ALU	BLK	BSN	GBZ	ORB	PC	PN	PTA	NEW SS	TB	NEW WHT
3/4" w	-	TK31BLK	TK31BSN	TK31GBZ	TK31ORB	TK31PC	TK31PN	TK31PTA	-	TK31TB	-
1" w	TK32ALU	TK32BLK	TK32BSN	TK32GBZ	TK32ORB	TK32PC	TK32PN	TK32PTA	TK32SS	TK32TB	TK32WHT
Linear	-	TK33BLK	TK33BSN	TK33GBZ	TK33ORB	TK33PC	TK33PN	TK33PTA	-	TK33TB	-

SQUARE BACKPLATES ~ 2 SIZES



	BLK	BSN	GBZ	ORB	PC	PN	PTA	TB
Small	TK94BLK	TK94BSN	TK94GBZ	TK94ORB	TK94PC	TK94PN	TK94PTA	TK94TB
Medium	TK95BLK	TK95BSN	TK95GBZ	TK95ORB	TK95PC	TK95PN	TK95PTA	TK95TB

FINISHES AVAILABLE



BLK
Flat Black



BSN
Brushed
Satin Nickel



GBZ
German
Bronze



ORB
Oil Rubbed
Bronze



PC
Polished
Chrome



PN
Polished
Nickel




PTA
Pewter
Antique



TB
Tuscan
Bronze

Sanctuary® Collection

TAPERED BAR PULLS ~ 3 SIZES



	BLK	BSN	GBZ	ORB	PC	PN	PTA	TB
1" cc Knob	TK13BLK	TK13BSN	TK13GBZ	TK13ORB	TK13PC	TK13PN	TK13PTA	TK13TB
5" cc Pull	TK14BLK	TK14BSN	TK14GBZ	TK14ORB	TK14PC	TK14PN	TK14PTA	TK14TB
7" cc Pull	TK15BLK	TK15BSN	TK15GBZ	TK15ORB	TK15PC	TK15PN	TK15PTA	TK15TB
12" cc Pull	TK16BLK	TK16BSN	TK16GBZ	TK16ORB	TK16PC	TK16PN	TK16PTA	TK16TB

LINEAR CABINET PULLS ~ 3 SIZES



	BLK	BSN	GBZ	ORB	PC	PN	PTA	TB
5" cc Pull	TK23BLK	TK23BSN	TK23GBZ	TK23ORB	TK23PC	TK23PN	TK23PTA	TK23TB
7" cc Pull	TK24BLK	TK24BSN	TK24GBZ	TK24ORB	TK24PC	TK24PN	TK24PTA	TK24TB
12" cc Pull	TK25BLK	TK25BSN	TK25GBZ	TK25ORB	TK25PC	TK25PN	TK25PTA	TK25TB

Part Number is specific to shape and finish. cc = measurement center-to-center between the screw holes.
Lifetime Warranty for the original purchaser against defects in materials and craftsmanship.
Free Samples of any knob and of any pull less than 7" cc, with a \$5 packaging and shipping charge each.

ALWAYS THE PERFECT OPENING

INSET RAIL KNOB & PULL ~ 2 STYLES



Top view



5" cc Pull
Pewter Antique



Top view



2 5/8" L Knob
Polished Chrome

	BLK	BSN	GBZ	ORB	PC	PN	PTA	TB
2 5/8" L Knob	TK82BLK	TK82BSN	TK82GBZ	TK82ORB	TK82PC	TK82PN	TK82PTA	TK82TB
5" cc Pull	TK81BLK	TK81BSN	TK81GBZ	TK81ORB	TK81PC	TK81PN	TK81PTA	TK81TB

FLARED KNOB & PULL ~ 2 SIZES



Top view



Top view



2 5/8" L Knob
German Bronze



5" cc Pull
Tuscan Bronze

	BLK	BSN	GBZ	ORB	PC	PN	PTA	TB
2 5/8" L Knob	TK87BLK	TK87BSN	TK87GBZ	TK87ORB	TK87PC	TK87PN	TK87PTA	TK87TB
5" cc Pull	TK86BLK	TK86BSN	TK86GBZ	TK86ORB	TK86PC	TK86PN	TK86PTA	TK86TB

FINISHES AVAILABLE



BLK
Flat Black

BSN
Brushed
Satin Nickel

GBZ
German
Bronze

ORB
Oil Rubbed
Bronze

PC
Polished
Chrome

PN
Polished
Nickel

PTA
Pewter
Antique

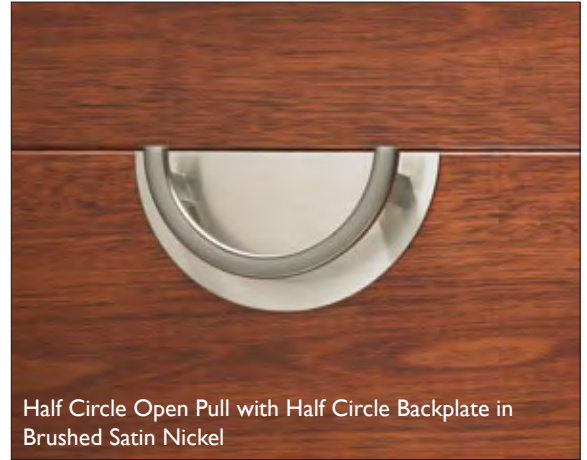
TB
Tuscan
Bronze

Sanctuary® Collection

HALF CIRCLE PULLS & BACKPLATES ~ 2 STYLES



Flat Rail Pull with Half Circle Backplate
Shown in Tuscan Bronze



Half Circle Open Pull with Half Circle Backplate in
Brushed Satin Nickel



3½" cc Flat Rail Pull
Oil Rubbed Bronze



3½" cc Half Circle Open Pull
Brushed Satin Nickel



3½" cc Half Circle Backplate
Brushed Satin Nickel



5" cc Flat Rail Pull
Polished Chrome


	BLK	BSN	GBZ	ORB	PC	PN	PTA	TB
3½" cc Half Circle Open Pull	TK53BLK	TK53BSN	TK53GBZ	TK53ORB	TK53PC	TK53PN	TK53PTA	TK53TB
3½" cc Half Circle Backplate	TK54BLK	TK54BSN	TK54GBZ	TK54ORB	TK54PC	TK54PN	TK54PTA	TK54TB
3½" cc Flat Rail Pull	TK55BLK	TK55BSN	TK55GBZ	TK55ORB	TK55PC	TK55PN	TK55PTA	TK55TB
5" cc Flat Rail Pull	TK56BLK	TK56BSN	TK56GBZ	TK56ORB	TK56PC	TK56PN	TK56PTA	TK56TB

5" cc Pull cannot be used with backplate.

PULL ~ 1 SIZE



3/8" cc Pull
German Bronze



TK35BSN 3/8" cc Pulls shown in Brushed Satin Nickel

	BLK	BSN	GBZ	ORB	PC	PN	PTA	TB
3/8" cc Pull	TK35BLK	TK35BSN	TK35GBZ	TK35ORB	TK35PC	TK35PN	TK35PTA	TK35TB

Part Number is specific to shape and finish. cc = measurement center-to-center between the screw holes.

Lifetime Warranty for the original purchaser against defects in materials and craftsmanship.


Free Samples of any knob and of any pull less than 7" cc, with a \$5 packaging and shipping charge each.

ALWAYS THE PERFECT OPENING


KNOBS & PULLS ~ 2 STYLES



5" cc Pull - each
Shown in Polished Nickel



1 1/4" w x 3" L Knob
Shown in Polished Chrome



TK83TB - 5" cc Pull in Tuscan Bronze

	BLK	BSN	GBZ	ORB	PC	PN	PTA	TB
3" L Knob - left	TK85BLK	TK85BSN	TK85GBZ	TK85ORB	TK85PC	TK85PN	TK85PTA	TK85TB
3" L Knob - right	TK84BLK	TK84BSN	TK84GBZ	TK84ORB	TK84PC	TK84PN	TK84PTA	TK84TB
5" cc Pull each	TK83BLK	TK83BSN	TK83GBZ	TK83ORB	TK83PC	TK83PN	TK83PTA	TK83TB

KNOBS ~ 2 STYLES



TK1TB - 1 1/2" L Knob in Tuscan Bronze



3/8" w x 1 1/2" L Knob
Pewter Antique



3/8" w x 2 1/2" L Knob/Pull
Black

	BLK	BSN	GBZ	ORB	PC	PN	PTA	TB
1 1/2" L Knob	TK1BLK	TK1BSN	TK1GBZ	TK1ORB	TK1PC	TK1PN	TK1PTA	TK1TB
2 1/2" L Knob/Pull	TK2BLK	TK2BSN	TK2GBZ	TK2ORB	TK2PC	TK2PN	TK2PTA	TK2TB



WWW.TOPKNOBS.COM
800-499-9095
908-359-6174

NOTE: For detailed dimensions such as overall length, height, base width, etc. see price list or visit TopKnobs.com.

Sanctuary® Collection

ARCHED PULLS ~ 4 SIZES **Matching Appliance Pulls - see page 115**



TK7PC - 12" cc matching Appliance Pull in Polished Chrome



	BLK	BSN	GBZ	ORB	PC	PN	PTA	TB
3" cc Pull	TK3BLK	TK3BSN	TK3GBZ	TK3ORB	TK3PC	TK3PN	TK3PTA	TK3TB
5" cc Pull	TK4BLK	TK4BSN	TK4GBZ	TK4ORB	TK4PC	TK4PN	TK4PTA	TK4TB
8" cc Pull	TK5BLK	TK5BSN	TK5GBZ	TK5ORB	TK5PC	TK5PN	TK5PTA	TK5TB
12" cc Pull	TK6BLK	TK6BSN	TK6GBZ	TK6ORB	TK6PC	TK6PN	TK6PTA	TK6TB
12" cc Appliance Pull	TK7BLK	TK7BSN	TK7GBZ	TK7ORB	TK7PC	TK7PN	TK7PTA	TK7TB

FINISHES AVAILABLE



Part Number is specific to shape and finish. cc = measurement center-to-center between the screw holes.

Lifetime Warranty for the original purchaser against defects in materials and craftsmanship.

Free Samples of any knob and of any pull less than 7" cc, with a \$5 packaging and shipping charge each.



ALWAYS THE PERFECT OPENING



TK257BSN & TK260BSN -
7" cc A & B Pulls
in Brushed Satin Nickel

SANCTUARY II EXTENDS THE SANCTUARY COLLECTION
WITH EUROPEAN CONTEMPORARY STYLING FEATURING
CLEAN ELEGANT LINES AND 3 NEW FINISHES.

MODERN METRO NOTCH ~ 2 STYLES



9" cc A
Flat Black



9" cc B
Flat Black



7" cc A
Brushed Satin Nickel



7" cc B
Brushed Satin Nickel



TK257BSN & TK260BSN -
7" cc A & B Pulls
in Brushed Satin Nickel



5" cc A
Aluminum



5" cc B
Aluminum

	ALU	BLK	BSN	PC	TB	WHT
5" cc A Pull	TK256ALU	TK256BLK	TK256BSN	TK256PC	TK256TB	TK256WHT
7" cc A Pull	TK257ALU	TK257BLK	TK257BSN	TK257PC	TK257TB	TK257WHT
9" cc A Pull	TK258ALU	TK258BLK	TK258BSN	TK258PC	TK258TB	TK258WHT
5" cc B Pull	TK259ALU	TK259BLK	TK259BSN	TK259PC	TK259TB	TK259WHT
7" cc B Pull	TK260ALU	TK260BLK	TK260BSN	TK260PC	TK260TB	TK260WHT
9" cc B Pull	TK261ALU	TK261BLK	TK261BSN	TK261PC	TK261TB	TK261WHT

Part Number is specific to shape and finish. cc = measurement center-to-center between the screw holes.

Lifetime Warranty for the original purchaser against defects in materials and craftsmanship.

Free Samples of any knob and of any pull less than 7" cc, with a \$5 packaging and shipping charge each.

ALWAYS THE PERFECT OPENING

MODERN METRO Z ~ 2 SIZES



	ALU	BLK	BSN	PC	SS	TB	WHT
5" cc Pull	TK254ALU	TK254BLK	TK254BSN	TK254PC	TK254SS	TK254TB	TK254WHT
7" cc Pull	TK255ALU	TK255BLK	TK255BSN	TK255PC	TK255SS	TK255TB	TK255WHT



TK255PC - 7" cc Pull in Polished Chrome

MODERN METRO SLOT ~ 4 STYLES



	ALU	BLK	BSN	PC	SS	TB	WHT
1/4" Knob	TK269ALU	TK269BLK	TK269BSN	TK269PC	TK269SS	TK269TB	TK269WHT
5" cc Pull	TK266ALU	TK266BLK	TK266BSN	TK266PC	TK266SS	TK266TB	TK266WHT
7" cc Pull	TK267ALU	TK267BLK	TK267BSN	TK267PC	TK267SS	TK267TB	TK267WHT
9" cc Pull	TK268ALU	TK268BLK	TK268BSN	TK268PC	TK268SS	TK268TB	TK268WHT

NOTE: For detailed dimensions such as overall length, height, base width, etc. see price list or visit TopKnobs.com.

NEW Sanctuary® II Collection

MODERN METRO PULL ~ 4 SIZES



12" cc Pull
Tuscan Bronze



7" cc Pull
Stainless Steel




5" cc Pull
Polished Chrome



3 3/4" cc Pull
White

	ALU	BLK	BSN	PC	SS	TB	WHT
3 3/4" cc Pull	TK250ALU	TK250BLK	TK250BSN	TK250PC	TK250SS	TK250TB	TK250WHT
5" cc Pull	TK251ALU	TK251BLK	TK251BSN	TK251PC	TK251SS	TK251TB	TK251WHT
7" cc Pull	TK252ALU	TK252BLK	TK252BSN	TK252PC	TK252SS	TK252TB	TK252WHT
12" cc Pull	TK253ALU	TK253BLK	TK253BSN	TK253PC	TK253SS	TK253TB	TK253WHT

SQUARE KNOBS ~ 10 FINISHES



	NEW ALU	BB	BLK	BSN	PC	PN	PTA	NEW SS	TB	NEW WHT
5/8" cc Square	M1874	M1587	M1165	M1164	M1166	M1320	M1589	SS37	M1588	M1873

Part Number is specific to shape and finish. cc = measurement center-to-center between the screw holes.

Lifetime Warranty for the original purchaser against defects in materials and craftsmanship.

Free Samples of any knob and of any pull less than 7" cc, with a \$5 packaging and shipping charge each.









ALWAYS THE PERFECT OPENING

MEADOWS EDGE ROUND ~ 5 SIZES Matching Appliance Pulls - see page 115



	ALU	BLK	BSN	ORB	PC	TB	WHT
3½" cc Pull	TK239ALU	TK239BLK	TK239BSN	TK239ORB	TK239PC	TK239TB	TK239WHT
5" cc Pull	TK240ALU	TK240BLK	TK240BSN	TK240ORB	TK240PC	TK240TB	TK240WHT
8" cc Pull	TK241ALU	TK241BLK	TK241BSN	TK241ORB	TK241PC	TK241TB	TK241WHT
12" cc Pull	TK242ALU	TK242BLK	TK242BSN	TK242ORB	TK242PC	TK242TB	TK242WHT
12" cc Appliance Pull	TK244ALU	TK244BLK	TK244BSN	TK244ORB	TK244PC	TK244TB	TK244WHT

INDENT KNOBS ~ 8 FINISHES

								
	NEW						NEW	NEW
	ALU	BLK	BSN	ORB	PC	PN	TB	WHT
¾" Indent	M1872	M581	M579	M1601	M580	M1600	M1860	M1871

NEW Sanctuary® II Collection

MEADOWS EDGE SQUARE ~ 5 SIZES **Matching Appliance Pulls - see page 115**



12" cc Appliance Pull
Flat Black



12" cc Pull
Tuscan Bronze



8" cc Pull
Oil Rubbed Bronze



5" cc Pull
Brushed Satin Nickel



3 1/2" cc Pull
Polished Chrome

	ALU	BLK	BSN	ORB	PC	TB	WHT
3 1/2" cc Pull	TK235ALU	TK235BLK	TK235BSN	TK235ORB	TK235PC	TK235TB	TK235WHT
5" cc Pull	TK236ALU	TK236BLK	TK236BSN	TK236ORB	TK236PC	TK236TB	TK236WHT
8" cc Pull	TK237ALU	TK237BLK	TK237BSN	TK237ORB	TK237PC	TK237TB	TK237WHT
12" cc Pull	TK238ALU	TK238BLK	TK238BSN	TK238ORB	TK238PC	TK238TB	TK238WHT
12" cc Appliance Pull	TK243ALU	TK243BLK	TK243BSN	TK243ORB	TK243PC	TK243TB	TK243WHT

TAPERED SQUARE KNOB ~ 11 FINISHES



NEW

ALU

BLK

BSN

GBZ

ORB

PC

PN

PTA

NEW

SS

TB

NEW

WHT

1" w Tapered	TK32ALU	TK32BLK	TK32BSN	TK32GBZ	TK32ORB	TK32PC	TK32PN	TK32PTA	TK32SS	TK32TB	TK32WHT
--------------	---------	---------	---------	---------	---------	--------	--------	---------	--------	--------	---------

Part Number is specific to shape and finish. cc = measurement center-to-center between the screw holes.

Lifetime Warranty for the original purchaser against defects in materials and craftsmanship.

Free Samples of any knob and of any pull less than 7" cc, with a \$5 packaging and shipping charge each.


ALWAYS THE PERFECT OPENING

EURO OPEN ARCHED ~ 3 STYLES



	ALU	BLK	BSN	PC	PN	SS	TB	WHT
1 3/4" cc Knob	TK248ALU	TK248BLK	TK248BSN	TK248PC	TK248PN	TK248SS	TK248TB	TK248WHT
5" cc Pull	TK247ALU	TK247BLK	TK247BSN	TK247PC	TK247PN	-	TK247TB	TK247WHT
5" cc Open Arched	TK249ALU	TK249BLK	TK249BSN	TK249PC	TK249PN	TK249SS	TK249TB	TK249WHT

MODERN DECO PULL ~ 4 STYLES



	ALU	BLK	BSN	ORB	PC	PN	WHT
1" Knob	TK265ALU	TK265BLK	TK265BSN	TK265ORB	TK265PC	TK265PN	TK265WHT
3 3/4" cc Pull	TK262ALU	TK262BLK	TK262BSN	TK262ORB	TK262PC	TK262PN	TK262WHT
5" cc Pull	TK263ALU	TK263BLK	TK263BSN	TK263ORB	TK263PC	TK263PN	TK263WHT
7" cc Pull	TK264ALU	TK264BLK	TK264BSN	TK264ORB	TK264PC	TK264PN	TK264WHT

NOTE: For detailed dimensions such as overall length, height, base width, etc. see price list or visit TopKnobs.com.

NEW Sanctuary® II Collection


MODERN METRO ASYMMETRICAL ~ 2 SIZES



5" cc Pull
Flat Black




3½" cc Pull
Tuscan Bronze



TK271ALU - 5" cc Pull
in Aluminum

	ALU	BLK	BSN	PC	TB	WHT
3½" cc Pull	TK270ALU	TK270BLK	TK270BSN	TK270PC	TK270TB	TK270WHT
5" cc Pull	TK271ALU	TK271BLK	TK271BSN	TK271PC	TK271TB	TK271WHT

MODERN METRO TAB ~ 4 SIZES



12" cc Pull
White



8" cc Pull
Aluminum



5" cc Pull
Brushed Satin Nickel



2" cc Pull
Stainless Steel

	ALU	BLK	BSN	PC	SS	TB	WHT
2" cc Pull	TK275ALU	TK275BLK	TK275BSN	TK275PC	TK275SS	TK275TB	TK275WHT
5" cc Pull	TK276ALU	TK276BLK	TK276BSN	TK276PC	TK276SS	TK276TB	TK276WHT
8" cc Pull	TK277ALU	TK277BLK	TK277BSN	TK277PC	TK277SS	TK277TB	TK277WHT
12" cc Pull	TK278ALU	TK278BLK	TK278BSN	TK278PC	TK278SS	TK278TB	TK278WHT

Part Number is specific to shape and finish. cc = measurement center-to-center between the screw holes.

Lifetime Warranty for the original purchaser against defects in materials and craftsmanship.

Free Samples of any knob and of any pull less than 7" cc, with a \$5 packaging and shipping charge each.



ALWAYS THE PERFECT OPENING

INFUSE A LITTLE HARMONY INTO YOUR KITCHEN WITH OUR STAINLESS STEEL COLLECTION. NOT ONLY DOES IT EFFORTLESSLY COORDINATE WITH HIGH-END APPLIANCES, OUR PULLS AND KNOBS WON'T RUST IF EXPOSED TO THE ELEMENTS.

SS304 Stainless Steel Collection

Approved for indoor/outdoor application

KNOBS ~ 5 STYLES ~ SOLID STAINLESS STEEL



1" D Ball
SS18

1 1/2" Flat Round
SS19

5/8" D Round Top
Indent Knob
SS20


1 3/16" D Round Top
Indent Knob
SS21

1" D Round Top
Indent Knob
SS22

5/8" cc Square Knob
SS37
NEW

1" L Sanctuary Knob
TK32SS
NEW

T-HANDLE & BAR PULLS ~ SOLID STAINLESS STEEL



2" w T-Handle
1/2" Diameter

6 5/16" cc Solid Bar Pull
1/2" Diameter

3 3/4" cc Solid Bar Pull
1/2" Diameter

Stainless Steel	2" w	3" cc	3 3/4" cc	5 1/16" cc	6 5/16" cc	8 1 3/16" cc	11 1/32" cc	16 3/8" cc	18 7/8" cc	26 1 5/32" cc	30 1/4" cc	37 3/16" cc
2" T-Handle	SS1	-	-	-	-	-	-	-	-	-	-	-
1/2" D Solid Bar	-	SS2	SS3	SS4	SS5	SS6	SS7	SS8	SS9	SS10	SS11	SS12

BAR PULLS ~ HOLLOW STAINLESS STEEL



6 5/16" cc Hollow Bar Pull

Stainless Steel	1/2" Diameter					3/16" Diameter					
	3" cc	3 3/4" cc	5 1/16" cc	6 5/16" cc	8 1 3/16" cc	11 1/32" cc	16 3/8" cc	18 7/8" cc	25 3/16" cc	30 1 1/16" cc	37 3/16" cc
Hollow Bar Pull	SSH1	SSH2	SSH3	SSH4	SSH5	SSH6	SSH7	SSH8	SSH9	SSH10	SSH11

WIRE PULLS ~ 2 STYLES ~ SOLID STAINLESS STEEL



6 5/16" cc Bowed

3" cc Bowed

3 3/4" cc Bent Wire
Pull 8mm Diameter

3 3/4" cc Bent Wire
Pull 10mm Diameter

Stainless Steel	3" cc	3 3/4" cc	5 5/16" cc	6 5/16" cc	7 7/16" cc	8 1 3/16" cc	11 1/32" cc
Bowed	SS13	SS14	SS15	SS16	-	SS17	-
Bent 8mm D	SS23	SS24	SS25	SS26	SS27	SS28	SS29
Bent 10mm D	SS30	SS31	SS32	SS33	SS34	SS35	SS36



WWW.TOPKNOBS.COM
800-499-9095
908-359-6174


Part Number is specific to shape and finish. cc = measurement center-to-center between the screw holes.

Lifetime Warranty for the original purchaser against defects in materials and craftsmanship.

Free Samples of any knob and of any pull less than 7" cc, with a \$5 packaging and shipping charge each. **NOTE:** For detailed dimensions such as overall length, height, base width, etc. see price list or visit TopKnobs.com.

ALWAYS THE PERFECT OPENING

EURO OPEN ARCHED ~ 2 STYLES



Top View



1 3/4" cc Knob



Top View



5" cc Open Arched Pull

	NEW SS
1 3/4" cc Knob	TK248SS
5" cc Open Arched	TK249SS

MODERN METRO TAB ~ 4 SIZES



12" cc Pull



8" cc Pull



5" cc Pull



2" cc Pull

	NEW SS
2" cc Pull	TK275SS
5" cc Pull	TK276SS
8" cc Pull	TK277SS
12" cc Pull	TK278SS



NEW

SS304 Stainless Steel Collection

Approved for indoor/outdoor application

MODERN METRO ~ 10 SIZES



12" cc Solid Pull



7" cc Solid Pull



5" cc Solid Pull



3 $\frac{3}{4}$ " cc Solid Pull



9" cc Slot Pull



7" cc Slot Pull




5" cc Slot Pull



1/4" Slot Knob



7" cc Z Pull



5" cc Z Pull

NEW
SS

3 $\frac{3}{4}$ " cc Solid Pull	TK250SS
5" cc Solid Pull	TK251SS
7" cc Solid Pull	TK252SS
12" cc Solid Pull	TK253SS
1/4" Slot Knob	TK269SS
5" cc Slot Pull	TK266SS
7" cc Slot Pull	TK267SS
9" cc Slot Pull	TK268SS
5" cc Z Pull	TK254SS
7" cc Z Pull	TK255SS

Part Number is specific to shape and finish. cc = measurement center-to-center between the screw holes.

Lifetime Warranty for the original purchaser against defects in materials and craftsmanship.

Free Samples of any knob and of any pull less than 7" cc, with a \$5 packaging and shipping charge each.



ALWAYS THE PERFECT OPENING



CLEAN, SIMPLE DESIGN BRINGS A CRISP LOOK TO ANY HOME. AND OUR BEST-SELLING COLLECTION CREATES A WELCOMING AMBIANCE THAT COMPLEMENTS BOTH TRADITIONAL AND CONTEMPORARY STYLES.

M1301 on page 43 & M1325 on page 44

CUP PULLS ~ 3 STYLES



2 1/2" cc Somerset
Brushed Satin Nickel



2 7/16" cc Dakota
Polished Nickel



2 7/16" cc Cup
Brushed Satin Nickel

	BSN	PN
2 1/2" cc Somerset	M400	M1302
2 7/16" cc Dakota	M1298	M1299
2 7/16" cc Cup	M1300	M1301

KNOBS ~ 7 STYLES



1" Mushroom
Polished Nickel



1 1/4" Mushroom
Brushed Satin Nickel



1 3/4" Mushroom
Brushed Satin Nickel



1 1/8" Cone
Brushed Satin Nickel



1 1/8" Ringed
Polished Nickel



1 1/4" Empress
Brushed Satin Nickel



1 1/4" Victoria
Polished Nickel



1 1/4" Egg
Brushed Satin Nickel



1 1/4" Bergen
Polished Nickel

	BSN	PN
1" Mushroom	M1310	M1311
1 1/4" Mushroom	M281	M1312
1 3/4" Mushroom	M1313	M1314
1 1/8" Cone	M371	M1322
1 1/8" Ringed	M376	M1317
1 1/4" Empress	M1323	M1324
1 1/4" Victoria	M1315	M1316
1 1/4" Egg	M370	M1305
1 1/4" Bergen	M1119	M1321

PULLS ~ 4 STYLES



5 1/8" cc Bow
Polished Nickel



3 3/4" cc Bow
Polished Nickel



5 1/8" cc Griggs
Brushed Satin Nickel



3" cc Griggs
Brushed Satin Nickel



5 1/8" cc Buckle
Polished Nickel



5 1/8" cc Mandal
Brushed Satin Nickel

	BSN	PN
3 3/4" cc Bow	M384	M1330
5 1/8" cc Bow	M381	M1264
3" cc Griggs	M1703	M1704
5 1/8" cc Griggs	M391	M1268
12" cc Appliance Griggs	TK141BSN	TK141PN
5 1/8" cc Buckle	M1266	M1267
5 1/8" cc Mandal	M387	M1265



KNOBS ~ 6 STYLES

				BSN	PN
5/8" cc Square Brushed Satin Nickel	1/4" Ring Polished Nickel	1/4" Button Faced Brushed Satin Nickel		M1164	M1320
				M1308	M1309
				M292	M1325
				M1318	M1319
1/4" Melon Polished Nickel	1 3/8" Flat Top Brushed Satin Nickel	1/4" Lund Polished Nickel		M1303	M1304
				M1306	M1307

BAR PULLS ~ 3 STYLES Matching Appliance Pulls - see page 118



	Hopewell		Pennington		Square	
	BSN	PN	BSN	PN	BSN	PN
3" cc	M429A	M1269	M1001	M1254	-	-
3 3/4" cc	M429	M1270	M1002	M1255	M1161	M1283
5 1/16" cc	M430	M1271	M1003	M1256	M1158	M1284
6 5/16" cc	M431	M1272	M1004	M1257	M1155	M1285
8 13/16" cc	M432	M1273	M1005	M1258	M1152	M1286
11 11/32" cc	M433	M1274	M1006	-	-	-
12" cc	-	-	-	-	M1838	M1841
15" cc	M433A	M1275	M1007	-	-	-
18 7/8" cc	M434	M1276	M1008	-	-	-
26 15/32" cc	M435	-	M1009	-	-	-
30 1/4" cc	M436	-	M1010	-	-	-
37 3/16" cc	-	-	M1011	-	-	-
12" cc Appliance Pull	M1331-12	M1332-12	-	-	TKI64BSN	TKI64PN
18" cc Appliance Pull	M1331-18	M1332-18	-	-	-	-
24" cc Appliance Pull	M1331-24	M1332-24	-	-	-	-
30" cc Appliance Pull	M1331-30	M1332-30	-	-	-	-

PULLS ~ 5 STYLES



	BSN	PN
3" cc Arenal	M1692	M1693
3 3/4" cc Arenal	M1294	M1295
5 1/6" cc Arenal	M1328	M1329
3 3/4" cc Voss	M1326	M1327
5 1/6" cc Voss	M1296	M1297
3 3/4" cc Trunk	M530	M1261
3 3/4" cc Lida	M1290	M1291
3" cc Bit	M1747	M1748
3 3/4" cc Bit	M1288	M1289

PULLS ~ 4 STYLES



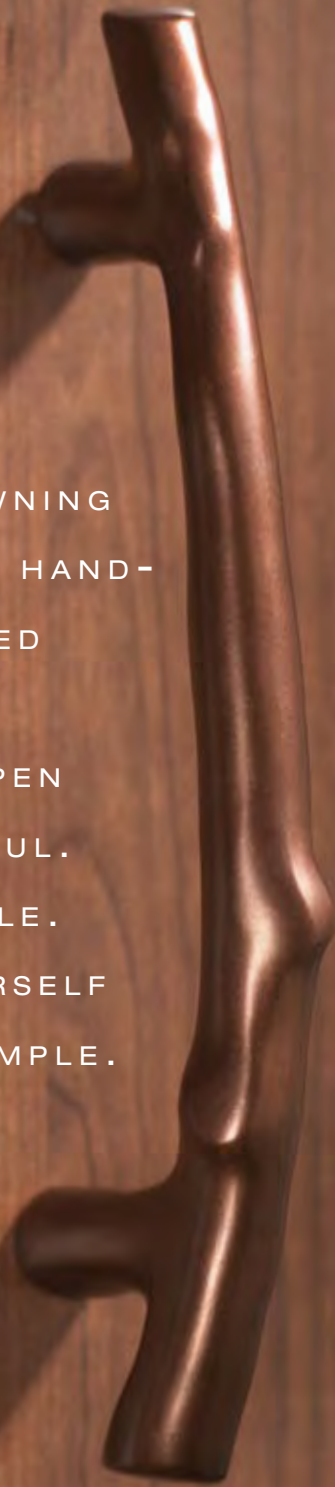
	BSN	PN
3" cc Charlotte	M1281	M1282
4" cc Charlotte	M1279	M1280
6" cc Charlotte	M1277	M1278
3 3/4" cc Grace	M1259	M1260
3 3/4" cc Rue	M1292	M1293
5 1/6" cc Saddle	M1262	M1263

Part Number is specific to shape and finish. cc = measurement center-to-center between the screw holes.
Lifetime Warranty for the original purchaser against defects in materials and craftsmanship.
Free Samples of any knob and of any pull less than 7" cc, with a \$5 packaging and shipping charge each.



ALWAYS THE PERFECT OPENING

IT'S THE EPITOME OF OWNING
THE FINEST. EACH PIECE HAND-
CAST FROM 90% RECYCLED
ARTISAN GRADE BRONZE.
EACH PIECE UNIQUE. ASPEN
— UNASHAMEDLY BEAUTIFUL.
SURPRISINGLY AFFORDABLE.
EXPERIENCE IT FOR YOURSELF
BY ORDERING A FREE SAMPLE.



hand finished solid cast bronze ~ Aspen Collection

TWIG PULLS ~ 4 SIZES

Use as Cabinet Pulls and as Appliance Pulls



	LB	MB	MCB	SBL
3 1/2" cc Pull	M1341	M1342	M1343	M1340
5" cc Pull	M1346	M1347	M1348	M1345
8" cc Pull	M1351	M1352	M1353	M1350
12" cc Pull	M1356	M1357	M1358	M1355

FINISHES AVAILABLE - SOLID CAST BRONZE



WWW.TOPKNOBS.COM
800-499-9095
908-359-6174

Part Number is specific to shape and finish. cc = measurement center-to-center between the screw holes.

Lifetime Warranty for the original purchaser against defects in materials and craftsmanship.

Free Samples of any knob and of any pull less than 7" cc, with a \$5 packaging and shipping charge each. **NOTE:** For detailed dimensions such as overall length, height, base width, etc. see price list or visit TopKnoobs.com.



ALWAYS THE PERFECT OPENING

ASPEN COLLECTION...
INFLUENCED BY THE PAST.

DESIGNER, DECORATIVE HARDWARE THAT'S CRAFTED WITH TRADITION.



Solid Cast Bronze – For handcrafted luxury at a surprisingly affordable price, discover our Aspen line, created with artisan grade bronze.



Artisan Crafted – What began 5,000 years ago as the standard for creating art, jewelry and armor has become our standard of excellence.




We infuse the intricate copper formulas and traditional techniques of ancient artisans into each handcrafted design in our Aspen Collection.



The Aspen Collection includes 4 finishes and over 160 solid cast bronze knobs and pulls.




Proprietary Sealed Finish – Aspen's light patina and natural distressed look stay protected from age or wear.



Hand Finished Beauty – Every piece in our Aspen Collection is hand-cast and hand-finished, which accentuates the one-of-a-kind look and feel.

hand finished solid cast bronze ~ Aspen Collection

BUTTON KNOBS ~ 2 SIZES



Matching Backplates shown on page 52

	LB	MB	MCB	SBL
1 1/4" Knob	M1471	M1472	M1473	M1470
1 3/4" Knob	M1476	M1477	M1478	M1475

CUP PULL & POTATO KNOBS ~ 2 STYLES




	LB	MB	MCB	SBL
1 1/6" Knob	M1536	M1537	M1538	M1535
2" Knob	M1541	M1542	M1543	M1540
3" cc Cup Pull	M1411	M1412	M1413	M1410

SQUARE KNOBS ~ 4 SIZES

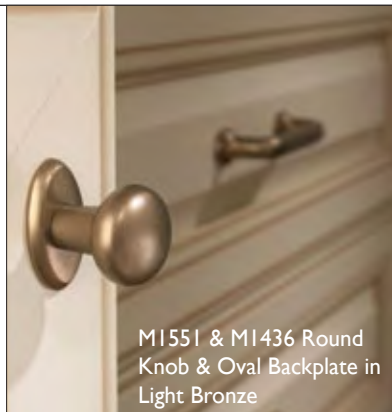


Square knobs cannot be used with backplates

	LB	MB	MCB	SBL
3/4"	M1506	M1507	M1508	M1505
7/8"	M1511	M1512	M1513	M1510
1/4"	M1516	M1517	M1518	M1515
1/2"	M1521	M1522	M1523	M1520



M1345 Twig Pull & M1510 Square Knob in Silicon Bronze Light



M1551 & M1436 Round Knob & Oval Backplate in Light Bronze



M1412 Cup Pull in Medium Bronze




M1363 Flat Sided Pull in Mahogany Bronze



M1538 Potato Knob in Mahogany Bronze



M1493 & M1468 Peak Knob & Round Backplate in Mahogany Bronze



M1348 Twig Pull in Mahogany Bronze



M1525 & M1435 Egg Knob & Oval Backplate in Silicon Bronze Light



M1477 Button Knob in Medium Bronze



M1403 Rounded Pull in Mahogany Bronze

hand finished solid cast bronze ~ Aspen Collection

ROUNDED PULLS ~ 5 SIZES

Use as Cabinet Pulls and as Appliance Pulls



	LB	MB	MCB	SBL
4" cc Pull	M1386	M1387	M1388	M1385
6" cc Pull	M1391	M1392	M1393	M1390
9" cc Pull	M1396	M1397	M1398	M1395
12" cc Pull	M1401	M1402	M1403	M1400
18" cc Pull	M1406	M1407	M1408	M1405

FINISHES AVAILABLE - SOLID CAST BRONZE



Part Number is specific to shape and finish. cc = measurement center-to-center between the screw holes.

Lifetime Warranty for the original purchaser against defects in materials and craftsmanship.

Free Samples of any knob and of any pull less than 7" cc, with a \$5 packaging and shipping charge each.

FLAT SIDED PULLS ~ 5 SIZES

Use as Cabinet Pulls and as Appliance Pulls



18" cc Pull
Light Bronze



12" cc Pull
Light Bronze



9" cc Pull
Light Bronze



6" cc Pull
Light Bronze



4" cc Pull
Light Bronze



M1365 - 6" Pull in Silicon Bronze Light

	LB	MB	MCB	SBL
7/8" cc Knob	M1501	M1502	M1503	M1500
4" cc Pull	M1361	M1362	M1363	M1360
6" cc Pull	M1366	M1367	M1368	M1365
9" cc Pull	M1371	M1372	M1373	M1370
12" cc Pull	M1376	M1377	M1378	M1375
18" cc Pull	M1381	M1382	M1383	M1380



7/8" cc Flat Sided Knob
Silicon Bronze Light

DECORATIVE BACKPLATES



2 1/2" Rectangle
Medium Bronze

	LB	MB	MCB	SBL
1 1/2" Oval Silicon Bronze Light	M1436	M1437	M1438	M1435
1 3/4" Oval Mahogany Bronze	M1441	M1442	M1443	M1440
7/8" Square Light Bronze	M1446	M1447	M1448	M1445
1 1/4" Square Silicon Bronze Light	M1451	M1452	M1453	M1450
7/8" Round Medium Bronze	M1456	M1457	M1458	M1455
1 1/4" Round Light Bronze	M1461	M1462	M1463	M1460
1 3/4" Round Silicon Bronze Light	M1466	M1467	M1468	M1465
1" Flower Mahogany Bronze	M1426	M1427	M1428	M1425
2 1/2" Rectangle	M1431	M1432	M1433	M1430



hand finished solid cast bronze ~ Aspen Collection

PEAK KNOBS ~ 4 SIZES



Matching Backplates shown on page 52

	LB	MB	MCB	SBL
1"	M1481	M1482	M1483	M1480
1 1/4"	M1486	M1487	M1488	M1485
1 5/8"	M1491	M1492	M1493	M1490
2"	M1496	M1497	M1498	M1495

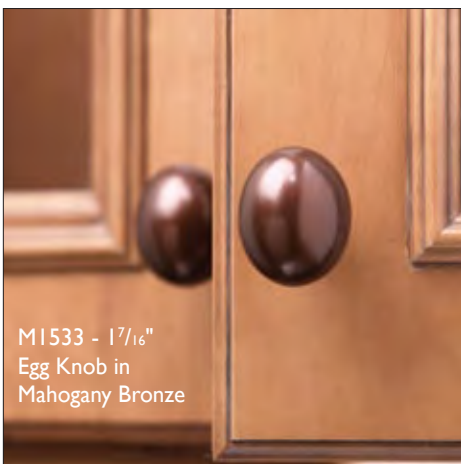
ROUND KNOBS ~ 4 SIZES



Matching Backplates shown on page 52

	LB	MB	MCB	SBL
7/8"	M1546	M1547	M1548	M1545
1 1/8"	M1551	M1552	M1553	M1550
1 3/8"	M1556	M1557	M1558	M1555
1 5/8"	M1561	M1562	M1563	M1560

EGG KNOBS ~ 2 SIZES



Matching Backplates shown on page 52

	LB	MB	MCB	SBL
1 3/16"	M1526	M1527	M1528	M1525
1 7/16"	M1531	M1532	M1533	M1530

Part Number is specific to shape and finish. cc = measurement center-to-center between the screw holes.

Lifetime Warranty for the original purchaser against defects in materials and craftsmanship.

Free Samples of any knob and of any pull less than 7" cc, with a \$5 packaging and shipping charge each.



ALWAYS THE PERFECT OPENING




SLEEK AND STRONG WITH
PURE CLEAN LINES, OUR BAR
PULL COLLECTION GOES BEYOND
THE EXPECTED. AVAILABLE IN BRUSHED
SATIN NICKEL, POLISHED CHROME, POLISHED
NICKEL, FLAT BLACK AND OIL RUBBED BRONZE,
FEATURING 7 LENGTHS EXTENDING UP TO 57 INCHES.

M433a on page 55

Bar Pull Collection

HOPEWELL BAR PULLS ~ 14 SIZES Matching Appliance Pulls - see page 118



FINISHES AVAILABLE



		BLK	BSN	ORB	NEW PC	PN
3" cc		M987	M429A	M757A	M1689	M1269
3 3/4" cc		M988	M429	M757	M1847	M1270
5 1/16" cc		M989	M430	M758	M1848	M1271
6 5/16" cc		M990	M431	M759	M1849	M1272
8 13/16" cc		M991	M432	M760	M1850	M1273
11 11/32" cc		M992	M433	M761	M1851	M1274
15" cc		M993	M433A	M761A	M1852	M1275
18 7/8" cc		M994	M434	M762	M1853	M1276
26 15/32" cc		M995	M435	M763	-	-
30 1/4" cc		M996	M436	M764	-	-
(37 7/8" cc) 2 x 18 1/16" cc		M997	M436A	M764A	-	-
(43 7/8" cc) 2 x 21 1/16" cc		-	M436B	-	-	-
(47 7/8" cc) 2 x 23 1/16" cc		-	M436C	-	-	-
(54 1/4" cc) 2 x 27 1/8" cc		-	M436D	-	-	-
12" cc Appliance Pull		-	M1331-12	M1333-12	M1854-12	M1332-12
18" cc Appliance Pull		-	M1331-18	M1333-18	M1854-18	M1332-18
24" cc Appliance Pull		-	M1331-24	M1333-24	-	M1332-24
30" cc Appliance Pull		-	M1331-30	M1333-30	-	M1332-30


 WWW.TOPKNOBS.COM
 800-499-9095
 908-359-6174

Part Number is specific to shape and finish. cc = measurement center-to-center between the screw holes.

Lifetime Warranty for the original purchaser against defects in materials and craftsmanship.

Free Samples of any knob and of any pull less than 7" cc, with a \$5 packaging and shipping charge each. **NOTE:** For detailed dimensions such as overall length, height, base width, etc. see price list or visit TopKnobs.com.

ALWAYS THE PERFECT OPENING

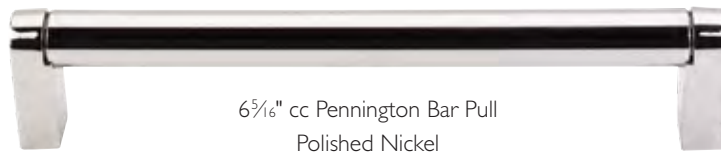
PENNINGTON BAR PULLS ~ 11 SIZES




11 ¹/₃₂" cc Pennington Bar Pull
Flat Black




8 ¹/₁₆" cc Pennington Bar Pull
Brushed Satin Nickel



6 ⁵/₁₆" cc Pennington Bar Pull
Polished Nickel



5 ¹/₈" cc Pennington Bar Pull
Oil Rubbed Bronze



3 ³/₄" cc Pennington Bar Pull
Brushed Satin Nickel



End View

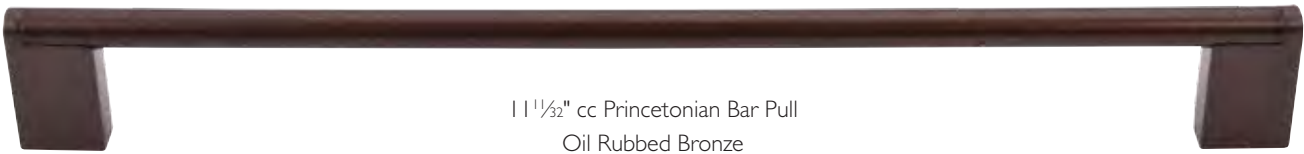


3" cc Pennington Bar Pull
Flat Black

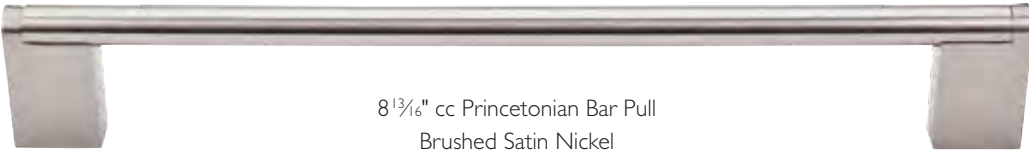
	BLK	BSN	ORB	PN
3" cc	M1015	M1001	M1029	M1254
3 ³ / ₄ " cc	M1016	M1002	M1030	M1255
5 ¹ / ₈ " cc	M1017	M1003	M1031	M1256
6 ⁵ / ₁₆ " cc	M1018	M1004	M1032	M1257
8 ¹ / ₁₆ " cc	M1019	M1005	M1033	M1258
11 ¹ / ₃₂ " cc	M1020	M1006	M1034	—
15" cc	M1021	M1007	M1035	—
18 ⁷ / ₈ " cc	M1022	M1008	M1036	—
26 ¹⁵ / ₃₂ " cc	M1023	M1009	M1037	—
30 ¹ / ₄ " cc	M1024	M1010	M1038	—
37 ³ / ₁₆ " cc	M1025	M1011	M1039	—

Bar Pull Collection

BAR PULLS ~ 2 STYLES



11 ¹/₃₂" cc Princetonian Bar Pull
Oil Rubbed Bronze



8 ¹³/₁₆" cc Princetonian Bar Pull
Brushed Satin Nickel



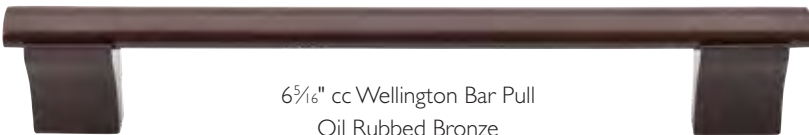
6 ⁵/₁₆" cc Princetonian Bar Pull
Flat Black



11 ¹/₃₂" cc Wellington Bar Pull
Brushed Satin Nickel



8 ¹³/₁₆" cc Wellington Bar Pull
Flat Black



6 ⁵/₁₆" cc Wellington Bar Pull
Oil Rubbed Bronze

	Princetonian Bar Pulls			Wellington Bar Pulls		
	BLK	BSN	ORB	BLK	BSN	ORB
3" cc	M1054	M1040	M1068	M1093	M1079	M1105
3 ³ / ₄ " cc	M1055	M1041	M1069	M1094	M1080	M1106
5 ¹ / ₁₆ " cc	M1056	M1042	M1070	M1095	M1081	M1107
6 ⁵ / ₁₆ " cc	M1057	M1043	M1071	M1096	M1082	M1108
8 ¹³ / ₁₆ " cc	M1058	M1044	M1072	M1097	M1083	M1109
11 ¹ / ₃₂ " cc	M1059	M1045	M1073	M1098	M1084	M1110
15" cc	M1060	M1046	M1074	M1099	M1085	M1111
18 ⁷ / ₈ " cc	M1061	M1047	M1075	M1100	M1086	M1112
2 x 13 ³ / ₁₆ " cc	M1062	M1048	M1076	M1101	M1087	M1113
2 x 15 ¹ / ₁₆ " cc	M1063	M1049	M1077	M1102	M1088	M1114
2 x 18 ³ / ₁₆ " cc	M1064	M1050	M1078	M1103	M1089	M1115

Part Number is specific to shape and finish. cc = measurement center-to-center between the screw holes.

Lifetime Warranty for the original purchaser against defects in materials and craftsmanship.

Free Samples of any knob and of any pull less than 7" cc, with a \$5 packaging and shipping charge each.



ALWAYS THE PERFECT OPENING



NOTHING EVOKES OLD WORLD
ARTISTRY AND CRAFTSMANSHIP
LIKE THE RUSTIC SOLID BRASS AND
HAMMERED IRON DETAILS OF OUR
EXCEPTIONAL BRITANNIA COLLECTION.
EXPERIENCE IT FOR YOURSELF BY
ORDERING A FREE SAMPLE.



Britannia Collection

SQUARE INSET PULLS & KNOBS ~ 6 SIZES



12" cc Pull
True Rust

Pull also available in 18" cc (12" cc & 18" cc not recommended for use as appliance pulls)



8" cc Pull
True Rust



5 1/8" cc Pull
True Rust



2 1/2" cc Cup Pull
Cast Iron



1 3/8" Square Knob
Cast Iron



1 5/8" Square Inset Knob
Cast Iron



2" Square Inset Knob
Cast Iron



	CI	TR
1 3/8" Square Knob	M1809	M1810
1 5/8" Inset Knob	M1820	M1822
2" Inset Knob	M1819	M1821
2 1/2" cc Cup Pull	M1811	M1812
5 1/8" cc Pull	M1823	M1827
8" cc Pull	M1824	M1828
12" cc Pull	M1825	M1829
18" cc Pull	M1826	M1830



WWW.TOPKNOBS.COM
800-499-9095
908-359-6174

Part Number is specific to shape and finish. cc = measurement center-to-center between the screw holes.

Lifetime Warranty for the original purchaser against defects in materials and craftsmanship.

Free Samples of any knob and of any pull less than 7" cc, with a \$5 packaging and shipping charge each. **NOTE:** For detailed dimensions such as overall length, height, base width, etc. see price list or visit TopKnoobs.com.

ALWAYS THE PERFECT OPENING

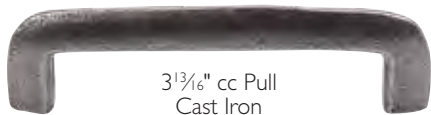
WEDGE PULLS ~ 3 STYLES Matching Appliance Pulls - see page | 18



12" cc Pull
Cast Iron



8" cc Pull
Cast Iron



3¹³/₁₆" cc Pull
Cast Iron

	CI	TR
3 ¹³ / ₁₆ " cc Pull	M1801	M1805
8" cc Pull	M1802	M1806
12" cc Pull	M1803	M1807
18" cc Appliance Pull	M1804	M1808

CHANNEL PULLS ~ 3 STYLES Matching Appliance Pulls - see page | 18



12" cc Pull
True Rust



6¹/₄" cc Pull
True Rust

	CI	TR
6 ¹ / ₄ " cc Pull	M1813	M1816
12" cc Appliance Pull	M1814	M1817
18" cc Appliance Pull	M1815	M1818

Britannia Collection

KNOBS ~ 3 STYLES



1/4" Devon Knob
Verdigris English



1/4" Victoria Knob
Pewter Antique
(backplate optional)



1/4" Canterbury Knob &
3" L Backplate
Rust
(backplate optional)



M30 - 1/4" Canterbury Knob in
Pewter Light

	BSN	DAB	GBZ	OEC	PTA	PTL	PN	RST	VDGE
Devon	-	-	-	M7	M6	-	-	M8	M9
Victoria	M1315	-	-	M26	M25	-	M1316	-	-
Canterbury	-	M28	M31	M231	M464	M30	-	M27	M29

KNOBS ~ 3 STYLES



1/4" Ascot Knob
German Bronze



1/4" London Knob
Old English Copper



1/4" Empress Knob
Tuscan Bronze



M771 - 1/4" Ascot Knob in
Oil Rubbed Bronze

	BSN	GBZ	OEC	ORB	PC	PTA	PN	RST	TB	VDGE
Ascot	-	M16	M15	M771	-	M14	-	-	-	-
London	-	M24	M23	-	-	M22	-	-	-	-
Empress	M1323	-	M11	M768	M1612	M10	M1324	M12	M1613	M13

FINISHES AVAILABLE ~ 1/4" CANTERBURY SHOWN



DAB
Dark Antique
Brass



GBZ
German
Bronze



OEC
Old English
Copper



PTL
Pewter
Light



PTA
Pewter
Antique



RST
Rust



VDGE
Verdigris
English

Part Number is specific to shape and finish. cc = measurement center-to-center between the screw holes.

Lifetime Warranty for the original purchaser against defects in materials and craftsmanship.

Free Samples of any knob and of any pull less than 7" cc, with a \$5 packaging and shipping charge each.


KNOBS & PULLS ~ 7 STYLES



3 3/4" cc
Warwick
Fixed Pull
Cast Iron



2 1/2" cc
Warwick
Vertical Latch Pull
Rust



1 1/4" Warwick Knob
Cast Iron



1 1/2" Warwick Knob
Rust



1 1/4" Paris
Knob Mottled
without Backplate
Rust



1 1/4" Paris
Knob Mottled
with Backplate
Dark Antique Brass



1 1/4" Paris
Knob Smooth
with Backplate
Cast Iron

	CI	DAB	RST
3 3/4" cc Fixed Pull	M47	M41	M40
2 1/2" cc Vertical Latch	M34	M33	M32
1 1/4" Warwick Knob	M48	M42	M38
1 1/2" Warwick Knob	M49	M43	M39
1 1/4" Paris Knob Mottled	—	M44	M58
1 1/4" Paris Knob Smooth	M50	—	—

PULLS ~ 2 STYLES



3 3/4" cc Oxford Pull
Pewter Light



3 3/4" cc Eton Pull
Old English Copper

	DAB	GBZ	OEC	PTL	RST	VDG
3 3/4" cc Oxford Pull	M3	M1	M215	M2	—	—
3 3/4" cc Eton Pull	M19	M17	M216	M18	M20	M21



Britannia Collection

VERSAILLES PULLS, T-HANDLE & STRIKEPLATE



12 $\frac{5}{8}$ " cc Pull
Dark Antique Brass



9" cc Pull
Dark Antique Brass



5 $\frac{1}{4}$ " cc Pull
Dark Antique Brass



2 $\frac{5}{8}$ " Strikeplate
Dark Antique Brass



3 $\frac{1}{8}$ " Versailles T-Handle
Cast Iron



2 $\frac{3}{4}$ " Versailles T-Handle
Cast Iron

	CI	DAB	RST
2 $\frac{5}{8}$ " Strikeplate	M56	M57	–
2 $\frac{3}{4}$ " T-Handle	M37	M36	M35
3 $\frac{1}{8}$ " T-Handle	M55	M54	M53
5 $\frac{1}{4}$ " cc Pull	M51	M45	–
9" cc Pull	M52	M46	–
12 $\frac{5}{8}$ " cc Pull	M60	M59	–

TUDOR RING PULLS ~ 2 STYLES



2 $\frac{1}{2}$ " L Vertical
Pewter Light



2 $\frac{1}{8}$ " w Horizontal
Pewter Light



2 $\frac{1}{2}$ " L Vertical
German Bronze



2 $\frac{1}{8}$ " w Horizontal
German Bronze

	GBZ	PTL
2 $\frac{1}{2}$ " L Vertical	M4V	M5V
2 $\frac{1}{8}$ " w Horizontal	M4H	M5H

Part Number is specific to shape and finish. cc = measurement center-to-center between the screw holes.

Lifetime Warranty for the original purchaser against defects in materials and craftsmanship.

Free Samples of any knob and of any pull less than 7" cc, with a \$5 packaging and shipping charge each.



ALWAYS THE PERFECT OPENING



INSPIRED BY CENTURIES GONE BY, OUR CHATEAU
COLLECTION FEATURES THE FINEST CRAFTSMANSHIP.
FROM SHAKER AND MISSION INFLUENCES TO ENGLISH
PORCELAIN AND HAMMERED IRON DETAILS, FOR THE
WELL APPOINTED HOME... OR CASTLE!

Chateau Collection

KNOB & PULLS ~ 5 STYLES



M255 & M245 - 1 1/4" Square Knob & 5 1/2" L Backplate in Dark Antique Brass



1 1/4" Square Knob
Rust



5 1/2" L Backplate for Knob
Pewter Light



3 3/4" cc Pull & Backplate Set
Dark Antique Brass



3" cc Plate Pull
Old English Copper



2 1/4" cc
Ring Pull
Pewter Light

	DAB	GBZ	OEC	PTL	RST
1 1/4" Square Knob	M255	M254	M256	M253	M252
5 1/2" L Knob Backplate	M245	M244	M246	M243	M242
3 3/4" cc Pull & Backplate	M250	M249	M251	M248	M247
2 1/4" cc Ring Pull	M240	M239	M241	M238	M237
3" cc Plate Pull	M235	M234	M236	M233	M232

FINISHES AVAILABLE



DAB
Dark Antique Brass



GBZ
German Bronze



OEC
Old English Copper



PTL
Pewter Light



RST
Rust


WWW.TOPKNOBS.COM
800-499-9095
908-359-6174

Part Number is specific to shape and finish. cc = measurement center-to-center between the screw holes.

Lifetime Warranty for the original purchaser against defects in materials and craftsmanship.

Free Samples of any knob and of any pull less than 7" cc, with a \$5 packaging and shipping charge each. **NOTE:** For detailed dimensions such as overall length, height, base width, etc. see price list or visit TopKnobs.com.


KNOBS ~ 3 STYLES



1 1/2" Warwick Oval Cast Iron




1 3/8" Square Iron Knob - Dimpled Rust



1 3/8" Square Iron Knob - Smooth Dark Antique Brass

	CI	DAB	RST
1 1/2" Warwick	M70	M71	M72
1 3/8" Dimpled	M260	M261	M262
1 3/8" Smooth	M263	M264	M265

PULLS ~ 2 STYLES



	CI	DAB	RST
4 1/16" cc Fleur Pull	M266	M267	M268
5 1/16" cc Brunel Pull	M67	M68	M69

KNOBS & BACKPLATE ~ 3 STYLES



1" Pommel Knob Pewter



1 3/8" Twist Knob Dark Antique Brass



1 3/8" Thames Backplate Pewter

	DAB	PT	RST
1" Pommel Knob	M442	M440	M441
1 3/8" Twist Knob	M439	M437	M438
1 3/8" Backplate	M445	M443	M444

Chateau Collection

THAMES TWIST BAR PULLS ~ 3 SIZES



11 1/2" cc Pull
Rust




7 1/6" cc Pull
Rust



3 3/4" cc Pull
Rust



1 3/8" Thames Backplate
(Sold Individually)



M451 & M445 - 7 1/6" cc Pull &
1 3/8" Backplate in Dark Antique Brass

	DAB	PT	RST
1 3/8" Backplate	M445	M443	M444
3 3/4" cc Pull	M448	M446	M447
7 1/6" cc Pull	M451	M449	M450
11 1/2" cc Pull	M454	M452	M453

THAMES PULLS ~ 4 STYLES



5 1/6" cc Drop Pull
Pewter




2 1/2" cc Cup Pull
Pewter



3 3/4" cc D-Pull
Rust



3 3/4" cc Latch Pull
Dark Antique Brass



M463 - 3 3/4" cc Latch Pull
in Dark Antique Brass

	DAB	PT	RST
2 1/2" cc Cup Pull	M457	M455	M456
3 3/4" cc Latch Pull	M463	M461	M462
3 3/4" cc D-Pull	M460	M458	M459
5 1/6" cc Drop Pull	M502	M500	M501

Part Number is specific to shape and finish. cc = measurement center-to-center between the screw holes.

Lifetime Warranty for the original purchaser against defects in materials and craftsmanship.

Free Samples of any knob and of any pull less than 7" cc, with a \$5 packaging and shipping charge each.

CUP PULLS ~ 3 STYLES



2 1/2" cc Warwick Cup Pull
Cast Iron



2 1/2" cc Warwick Cup Pull
Dark Antique Brass



2 1/2" cc Warwick Cup Pull
Rust



3 15/16" cc Abbot Cup Pull
Cast Iron



3 15/16" cc Abbot Cup Pull
Dark Antique Brass



3 15/16" cc Abbot Cup Pull
Rust



3 11/16" cc Neptune Cup Pull
Cast Iron



3 11/16" cc Neptune Cup Pull
Dark Antique Brass



3 11/16" cc Neptune Cup Pull
Rust

	CI	DAB	RST
2 1/2" cc Warwick	M64	M65	M66
3 15/16" cc Abbott	M61	M62	M63
3 11/16" cc Neptune	M257	M258	M259

Chateau Collection

STONE KNOBS ~ 1 SIZE



Base Finish	Black Absolute Granite	Blue Pearl Granite	Green Ubatuba Granite	Green Marble	Blue Stone
1 3/8" Chrome	M118C	M119C	M120C	M121C	M122C
1 3/8" Brass	M118	M119	M120	M121	M122



Base Finish	Honed Red Travertine	Luna Pearl Granite	Pardiso Granite	Verde Maritaka Granite	Tumbled Green Marble
1 3/8" Chrome	M123C	M124C	M125C	M126C	M127C
1 3/8" Brass	M123	M124	M125	M126	M127



Base Finish	Dakota Mahogany Granite	Giallo Veneziano Granite	Kashmere White Granite	Crema Marfil Granite	Tumbled Travertine
1 3/8" Chrome	M128C	M129C	M130C	M131C	M132C
1 3/8" Brass	M128	M129	M130	M131	M132

Part Number is specific to shape and finish. cc = measurement center-to-center between the screw holes.

Lifetime Warranty for the original purchaser against defects in materials and craftsmanship.

Free Samples of any knob and of any pull less than 7" cc, with a \$5 packaging and shipping charge each.

ALWAYS THE PERFECT OPENING


CERAMIC KNOBS ~ 2 SIZES



1 1/8" Small Knob
German Bronze



1 3/8" Large Knob
Old English Copper



	BSN	GBZ	OEC	PC	PN	PTA
1 1/8" Antique Crackle	-	M116	M113	-	-	M110
NEW 1 1/8" Black	TK312BSN	-	-	TK312PC	TK312PN	-
1 1/8" Bone Crackle	-	M115	M112	-	-	M109
1 1/8" White	-	M117	M114	-	-	M111
1 3/8" Antique Crackle	-	M107	M104	-	-	M101
NEW 1 3/8" Black	TK311BSN	-	-	TK311PC	TK311PN	-
1 3/8" Bone Crackle	-	M106	M103	-	-	M100
1 3/8" White	-	M108	M105	-	-	M102

FINISHES AVAILABLE



Antique Crackle/
German Bronze



Bone Crackle/
German Bronze



White/
German Bronze



Black/
Brushed Satin
Nickel



Antique Crackle/
Old English
Copper



Bone Crackle/
Old English
Copper



White/
Old English
Copper



Black/
Polished Chrome



Antique Crackle/
Antique Pewter



Bone Crackle/
Antique Pewter



White/
Antique Pewter



Black/
Polished Nickel

NOTE: For detailed dimensions such as overall length, height, base width, etc. see price list or visit TopKnobs.com.

Chateau Collection

CERAMIC T-HANDLES & PULLS ~ 3 STYLES



3 3/8" T-Handle
Antique Crackle/Old English Copper



5 1/16" cc D-Pull
Black/Polished Nickel



8 7/8" cc Drop Pull
White/Pewter Antique

	BSN	GBZ	OEC	PC	PN	PTA
3 3/8" T-Handle Antique Crackle	-	M80	M77	-	-	M74
3 3/8" T-Handle Bone Crackle	-	M79	M76	-	-	M73
3 3/8" T-Handle White	-	M81	M78	-	-	M75
5 1/16" cc D-Pull Antique Crackle	-	M89	M86	-	-	M83
NEW 5 1/16" cc D-Pull Black	TK310BSN	-	-	TK310PC	TK310PN	-
5 1/16" cc D-Pull Bone Crackle	-	M88	M85	-	-	M82
5 1/16" cc D-Pull White	-	M90	M87	-	-	M84
8 7/8" cc Drop Pull Antique Crackle	-	M98	M95	-	-	M92
8 7/8" cc Drop Pull Bone Crackle	-	M97	M94	-	-	M91
8 7/8" cc Drop Pull White	-	M99	M96	-	-	M93



TK310PC - 5 1/16" cc D-Pull in Black/Polished Chrome

Part Number is specific to shape and finish. cc = measurement center-to-center between the screw holes.

Lifetime Warranty for the original purchaser against defects in materials and craftsmanship.

Free Samples of any knob and of any pull less than 7" cc, with a \$5 packaging and shipping charge each.



ALWAYS THE PERFECT OPENING



BEDAZZLED WITH SOPHISTICATION, ADD A TOUCH OF SPARKLE AND ENCHANTMENT TO YOUR HOME... NOT TO MENTION COLOR AND TEXTURE. AVAILABLE IN 4 STYLES AND UP TO 8 GLAMOROUS COLORS.

Crystal Collection

CRYSTAL KNOBS ~ 2 STYLES



1 1/8" Melon
Clear Crystal




1 1/8" Octagon
Black



1 1/8" Octagon
Clear Crystal




1 1/8" Octagon
Wine



TK127BSN - Clear Melon Crystal Knob in Brushed Satin Nickel

Base Finish	Black	Clear	Wine
1 1/8" Melon BSN	–	TK127BSN	–
NEW 1 1/8" Melon ORB	–	TK127ORB	–
1 1/8" Melon PC	–	TK127PC	–
1 1/8" Octagon BSN	TK137BSN	TK128BSN	TK138BSN
NEW 1 1/8" Octagon ORB	TK137ORB	TK128ORB	TK138ORB
1 1/8" Octagon PC	TK137PC	TK128PC	TK138PC

ROUND CRYSTAL KNOBS ~ 2 SIZES



TK116BSN - Black Round Crystal Knob in Brushed Satin Nickel



1 1/8"
Amber



1 1/8"
Black



1 1/8"
Blue



1 1/8"
Clear



1 3/8"
Green



1 3/8"
Light Blue



1 3/8"
Pink



1 3/8"
Wine

Base Finish	Amber	Black	Blue	Clear	Green	Light Blue	Pink	Wine
1 1/8" BSN	TK111BSN	TK115BSN	TK123BSN	TK125BSN	TK119BSN	TK113BSN	TK117BSN	TK121BSN
NEW 1 1/8" ORB	TK111ORB	TK115ORB	–	TK125ORB	–	–	–	TK121ORB
1 1/8" PC	TK111PC	TK115PC	TK123PC	TK125PC	TK119PC	TK113PC	TK117PC	TK121PC
1 3/8" BSN	TK112BSN	TK116BSN	TK124BSN	TK126BSN	TK120BSN	TK114BSN	TK118BSN	TK122BSN
NEW 1 3/8" ORB	TK112ORB	TK116ORB	–	TK126ORB	–	–	–	TK122ORB
1 3/8" PC	TK112PC	TK116PC	TK124PC	TK126PC	TK120PC	TK114PC	TK118PC	TK122PC



WWW.TOPKNOBS.COM
800-499-9095
908-359-6174

Part Number is specific to shape and finish. cc = measurement center-to-center between the screw holes.

Lifetime Warranty for the original purchaser against defects in materials and craftsmanship.

Free Samples of any knob and of any pull less than 7" cc, with a \$5 packaging and shipping charge each. **NOTE:** For detailed dimensions such as overall length, height, base width, etc. see price list or visit TopKnoobs.com.



TK133BSN - Wine Crystal Center Knob in Brushed Satin Nickel

CRYSTAL CENTER KNOBS ~ 4 SIZES



Base Finish	Black	Blue	Clear	Wine
3/4" BSN	TK130BSN	TK132BSN	TK136BSN	TK134BSN
1 1/16" BSN	TK129BSN	TK131BSN	TK135BSN	TK133BSN

PULL & KNOB ~ 2 STYLES



	PC
1 3/8" Knob	TK110PC
7" cc Pull	TK109PC

NOTE: For detailed dimensions such as overall length, height, base width, etc. see price list or visit TopKnobs.com.

TAB PULLS ~ 3 SIZES



1" Tab Pull
Oil Rubbed Bronze 2



2" Tab Pull
Polished Chrome




3" Tab Pull
Flat Black

	BLK	BSN	ORB 2	PC
1" x 1½" x ⅜" Tab Pull	TKI01BLK	TKI01BSN	TKI01ORB2	TKI01PC
2" x 1½" x ⅜" Tab Pull	TKI02BLK	TKI02BSN	TKI02ORB2	TKI02PC
3" x 1½" x ⅜" Tab Pull	TKI03BLK	TKI03BSN	TKI03ORB2	TKI03PC

Drilling pilot holes recommended for Tab Pulls

SOLID BRASS LATCHES



M1785 - Latch in German Bronze



AC
Antique Copper



BB
Brushed Bronze



BLK
Flat Black



BSN
Brushed Satin Nickel



GBZ
German Bronze



ORB
Oil Rubbed Bronze



PC
Polished Chrome



PN
Polished Nickel



PTA
Pewter Antique



TB
Tuscan Bronze

	AC	BB	BLK	BSN	GBZ	ORB	PC	PN	PTA	TB
2" Latch	M1782	M1778	M1781	M1779	M1785	M1783	M1780	M1784	M1786	M1669

Drilling pilot holes recommended for Latches

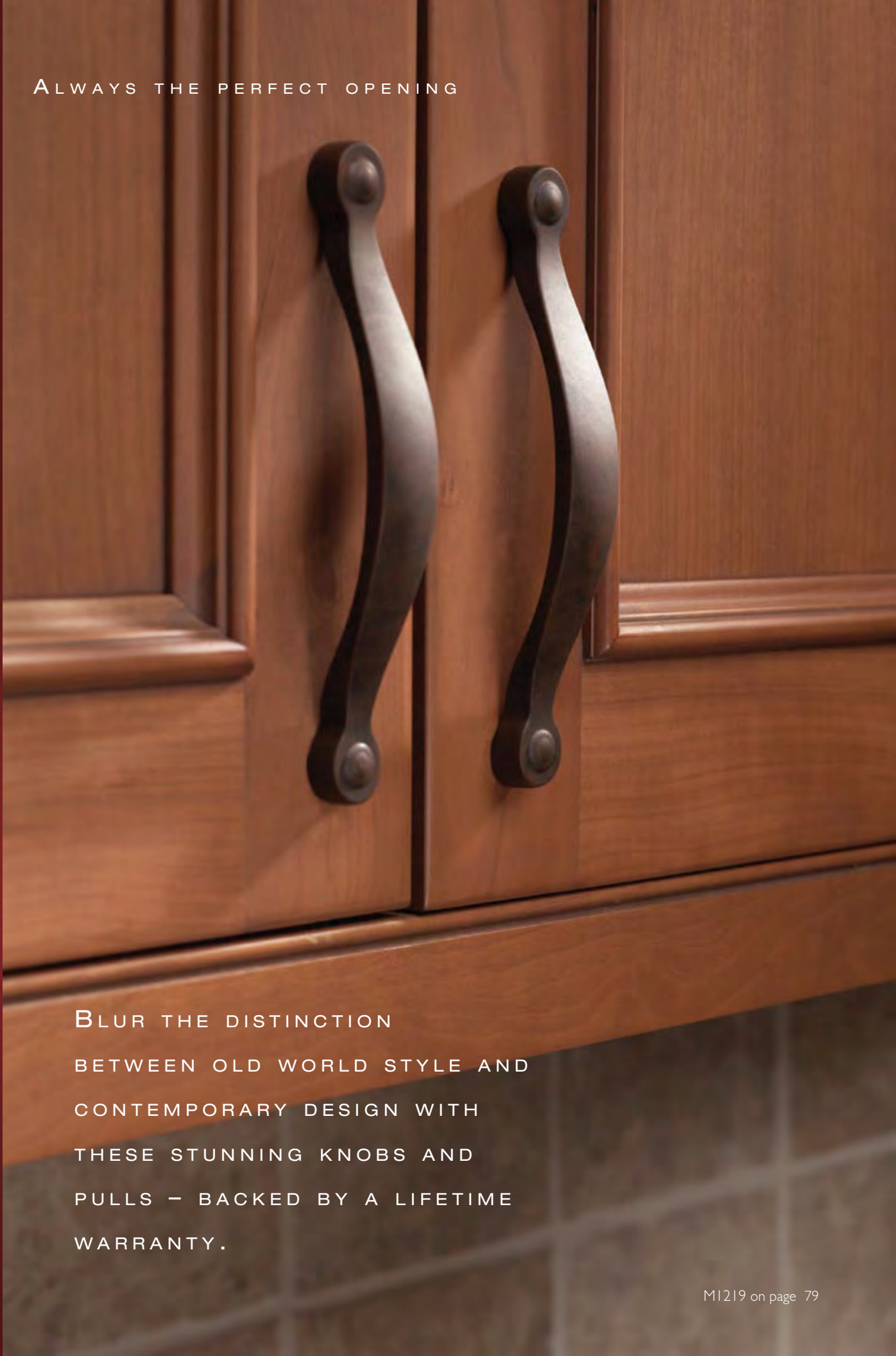
Part Number is specific to shape and finish. cc = measurement center-to-center between the screw holes.

Lifetime Warranty for the original purchaser against defects in materials and craftsmanship.

Free Samples of any knob and of any pull less than 7" cc, with a \$5 packaging and shipping charge each.



ALWAYS THE PERFECT OPENING



BLUR THE DISTINCTION
BETWEEN OLD WORLD STYLE AND
CONTEMPORARY DESIGN WITH
THESE STUNNING KNOBS AND
PULLS – BACKED BY A LIFETIME
WARRANTY.

Dakota Collection

KNOBS & CUP PULL ~ 3 STYLES



1/4" Bergen Knob
Polished Nickel



2³/₁₆" cc Dakota Cup Pull
Brushed Satin Nickel

	BB	BLK	BSN	ORB	PAR	PC	PN	PTA
1/4" Bergen Knob	MI605	MI120	MI119	MI200	MI201	MI121	MI321	MI202
2 ³ / ₁₆ " cc Dakota Cup Pull	-	-	MI298	MI194	MI195	-	MI299	MI196

BIT PULLS ~ 2 SIZES



3" cc Pull
Pewter Antique



3³/₄" cc Pull
Pewter Antique

	AC	BB	BLK	BSN	GBZ	ORB	PAR	PC	PN	PTA	TB
3" cc	MI746	MI750	MI755	MI747	MI753	MI752	MI751	MI749	MI748	MI754	MI745
3 ³ / ₄ " cc	-	MI649	-	MI288	-	MI197	MI198	-	MI289	MI199	MI648

FINISHES AVAILABLE



AC
Antique Copper



BB
Brushed Bronze



BLK
Flat Black



BSN
Brushed Satin Nickel



GBZ
German Bronze



ORB
Oil Rubbed Bronze



PAR
Patina Rouge



PC
Polished Chrome




PN
Polished Nickel



PTA
Pewter Antique



TB
Tuscan Bronze


www.TopKnobs.com
 800-499-9095
 908-359-6174

Part Number is specific to shape and finish. cc = measurement center-to-center between the screw holes.

Lifetime Warranty for the original purchaser against defects in materials and craftsmanship.

Free Samples of any knob and of any pull less than 7" cc, with a \$5 packaging and shipping charge each. **NOTE:** For detailed dimensions such as overall length, height, base width, etc. see price list or visit TopKnobs.com.

ALWAYS THE PERFECT OPENING

KNOBS ~ 2 STYLES



1 1/4"
Round Hudson Knob
Patina Rouge



1 1/4"
Rounded Knob
Brushed Bronze



1 3/8"
Flat Top Knob
Polished Nickel

	BB	BSN	ORB	PAR	PC	PN	PTA	TB
1 1/4" Round Hudson	-	M1609	M1221	M1222	M1610	M1611	M1223	M1608
1 1/4" Round	M1580	M1581	M1224	M1225	-	M1582	M1226	M1583
1 3/8" Flat Top	M1590	M1303	M1230	M1231	-	M1304	M1232	M1591

ANGLE PULLS ~ 3 SIZES



5 1/8" cc Angle
Pewter Antique



3 3/4" cc Angle
Oil Rubbed Bronze




3" cc Angle
Brushed Bronze



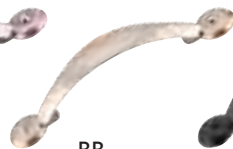
MI240 - 5 1/8" cc Pull
in Patina Rouge

	AC	BB	BLK	BSN	GBZ	ORB	PAR	PC	PN	PTA	TB
3" cc	M1724	M1728	M1733	M1725	M1731	M1730	M1729	M1727	M1726	M1732	M1723
3 3/4" cc	-	M1662	-	-	-	M1236	M1237	-	-	M1238	M1661
5 1/8" cc	-	-	-	-	-	M1239	M1240	-	-	M1241	-

FINISHES AVAILABLE



AC
Antique Copper



BB
Brushed Bronze



BLK
Flat Black



BSN
Brushed Satin Nickel



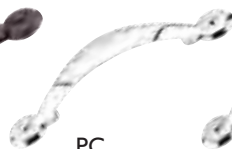
GBZ
German Bronze



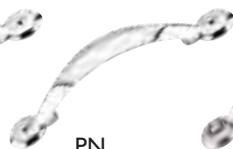
ORB
Oil Rubbed Bronze



PAR
Patina Rouge



PC
Polished Chrome



PN
Polished Nickel



PTA
Pewter Antique



TB
Tuscan Bronze

NOTE: For detailed dimensions such as overall length, height, base width, etc. see price list or visit TopKnobs.com.


www.TopKnobs.com
 800-499-9095
 908-359-6174

Dakota Collection

CHARLOTTE PULLS & CUP PULL ~ 4 SIZES



2 5/16" cc Cup Pull
Patina Rouge



6" cc Charlotte
Oil Rubbed Bronze



4" cc Charlotte
Polished Nickel



3" cc Charlotte
Brushed Satin Nickel

	BSN	ORB	PAR	PN	PTA
2 5/16" cc Cup Pull	M1300	M1209	M1210	M1301	M1211
3" cc Charlotte	M1281	M1191	M1192	M1282	M1193
4" cc Charlotte	M1279	M1188	M1189	M1280	M1190
6" cc Charlotte	M1277	M1185	M1186	M1278	M1187

KNOBS & PULLS ~ 4 STYLES



1 1/2" Oval Knob
Oil Rubbed Bronze



1 5/16" Peak Knob
Pewter Antique



4" cc Pull
Patina Rouge



3" cc Pull
Oil Rubbed
Bronze

	ORB	PAR	PTA
1 1/2" Oval Knob	M1233	M1234	M1235
1 5/16" Peak Knob	M1227	M1228	M1229
3" cc Pull	M1215	M1216	M1217
4" cc Pull	M1212	M1213	M1214

PULLS ~ 3 STYLES



5 1/16" cc Saddle
Patina Rouge



5 1/16" cc Buckle
Oil Rubbed Bronze

	BSN	ORB	PAR	PN	PTA
5 1/16" cc Saddle Pull	M1262	M1218	M1219	M1263	M1220
5 1/16" cc Buckle Pull	M1266	M1203	M1204	M1267	M1205
3 3/4" cc Lida Pull	M1290	M1206	M1207	M1291	M1208



3 3/4" cc Lida
Pewter Antique

Part Number is specific to shape and finish. cc = measurement center-to-center between the screw holes.

Lifetime Warranty for the original purchaser against defects in materials and craftsmanship.

Free Samples of any knob and of any pull less than 7" cc, with a \$5 packaging and shipping charge each.



ALWAYS THE PERFECT OPENING



DISCOVER A TWIST ON THE TRADITIONAL
THAT WILL DELIGHT IN DECORATIVE DETAILS.
OUR EDWARDIAN COLLECTION FEATURES
DISTINCTIVE RIBBON & REED STYLING -
ALL PROTECTED BY A LIFETIME WARRANTY.

M935 on page 81

Edwardian Collection

RIBBON & REED T-HANDLE & KNOB




1 1/4"
Tuscan Bronze



2 3/4" T-Handle
German Bronze

	BSN	GBZ	ORB	PC	PTA	TB
1 1/4" Knob	M1617	M942	M943	M1618	M941	M1647
2 3/4" T-Handle	–	M930	M931	–	M929	M1646



M941 - 1 1/4" Knob in Pewter Antique

FINISHES AVAILABLE



BSN
Brushed Satin
Nickel



GBZ
German
Bronze



ORB
Oil Rubbed
Bronze



PC
Polished
Chrome



PTA
Pewter
Antique



TB
Tuscan Bronze

RIBBON & REED PULLS ~ 4 STYLES



5 1/8" cc Drop Pull
German Bronze



3 3/4" cc D-Pull
Pewter Antique



3" cc Cup Pull
Oil Rubbed Bronze



3 3/4" cc Grace Pull
Polished Nickel

	BSN	GBZ	ORB	PC	PN	PTA
3" cc Cup Pull	–	M939	M940	–	–	M938
3 3/4" cc Grace Pull	M1259	M927	M928	M1623	M1260	M926
3 3/4" cc D-Pull	–	M936	M937	–	–	M935
5 1/8" cc Drop Pull	–	M933	M934	–	–	M932



WWW.TOPKNOBS.COM
800-499-9095
908-359-6174

Part Number is specific to shape and finish. cc = measurement center-to-center between the screw holes.

Lifetime Warranty for the original purchaser against defects in materials and craftsmanship.

Free Samples of any knob and of any pull less than 7" cc, with a \$5 packaging and shipping charge each. **NOTE:** For detailed dimensions such as overall length, height, base width, etc. see price list or visit TopKnobs.com.

KNOBS ~ 4 STYLES



M955 - 1 1/16" French Knob in Oil Rubbed Bronze



1 1/16" Bead
Brushed Satin
Nickel



1 1/16" French
German Bronze



1 1/16" Star
Pewter Antique



1 1/8" Ribbon
Brushed Bronze

	TB	PTA	PC	ORB	GBZ	BSN	BB
1 1/16" Bead	-	M947	M1620	M949	M948	M1594	-
1 1/16" French	-	M953	-	M955	M954	-	-
1 1/16" Star	-	M950	-	M952	M951	-	-
1 1/8" Ribbon	M1644	M959	M1622	M961	M960	M1621	M1645

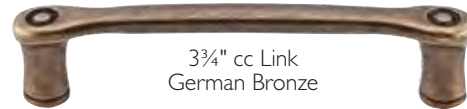
PULLS ~ 4 STYLES



3 3/4" cc Bow
Pewter Antique



3 3/4" cc Straight
Tuscan Bronze



3 3/4" cc Link
German Bronze



3" cc Link
German Bronze



M944 - 3 3/4" cc Straight Pull in Pewter Antique

	BB	GBZ	ORB	PTA	TB
3 3/4" cc Straight	M1641	M945	M946	M944	M1640
3 3/4" cc Bow	-	M924	M925	M923	-
3" cc Link	-	M972	M973	M971	-
3 3/4" cc Link	-	M969	M970	M968	-

KNOB & PULLS ~ 3 STYLES



3 3/4" cc Rue
Brushed Bronze



1 1/4" Lund Knob
Brushed Bronze



4" cc Lund Pull
Pewter Antique

	BB	BSN	GBZ	ORB	PN	PTA	TB
1 1/4" Lund	M1593	M1306	M912	M913	M1307	M911	M1592
3 3/4" cc Rue	M1638	M1292	M957	M958	M1293	M956	M1637
3" cc Lund	-	-	M963	M964	-	M962	-
4" cc Lund	-	-	M966	M967	-	M965	M1658



3" cc Lund Pull
Pewter Antique



Edwardian Collection

PULLS ~ 5 SIZES **Matching Appliance Pulls - see page 116**



	NEW											
	AC	BB	BLK	BSN	GBZ	ORB	PAR	PC	PN	PTA	TB	
3" cc	M1713	M1717	M1722	M1714	M1720	M1719	M1718	M1716	M1715	M1721	M1712	
3 3/4" cc	-	M1857	-	-	M915	M916	-	-	-	M914	-	
5" cc	-	M1858	-	-	M918	M919	-	-	-	M917	-	
8 3/4" cc	-	M1859	-	-	M921	M922	-	-	-	M920	-	
12" cc	-	TK158BB	-	-	TK158GBZ	TK158ORB	-	-	-	TK158PTA	TK158TB	

FINISHES AVAILABLE



Part Number is specific to shape and finish. cc = measurement center-to-center between the screw holes.
Lifetime Warranty for the original purchaser against defects in materials and craftsmanship.
Free Samples of any knob and of any pull less than 7" cc, with a \$5 packaging and shipping charge each.



ALWAYS THE PERFECT OPENING




FREE YOUR SENSE OF STYLE WITH MIX-AND-MATCH BIRDCAGE AND TWISTED WIRE DESIGNS. FEATURING 138 PRODUCTS IN A VARIETY OF FINISHES, OUR NORMANDY COLLECTION ADDS A TIMELESS WARMTH TO ANY DÉCOR.

M639 on page 85

Normandy Collection

TWISTED WIRE PULLS ~ 4 STYLES Matching Appliance Pulls - see page 120

Fixed Norman Crest Pulls



4 3/4" cc
Pewter

4" cc
Pewter

Twist Drop Pull



3 3/4" cc
Pewter

Square Twist D-Pulls with Backplate
Backplate optional




6" cc
Patina Black

3 3/4" cc
Patina Black

3" cc
Patina Black

Thin Twist D-Pulls with Backplate
Backplate optional



3 1/16" cc
Patina Rouge

3 5/32" cc
Patina Rouge

	ORB	PAB	PAR	PT
3 3/4" cc Drop Pull	—	M644	M642	M643
4" cc Fixed Norman Crest Pulls	—	M692	M690	M691
4 3/4" cc Fixed Norman Crest Pulls	—	M695	M693	M694
3 5/32" cc Thin Twist D-Pulls with Backplate	—	M647	M645	M646
3 1/16" cc Thin Twist D-Pulls with Backplate	—	M650	M648	M649
3" cc Twist D-Pulls with Backplate	M783	M710	M708	M709
3 3/4" cc Twist D-Pulls with Backplate	M784	M713	M711	M712
6" cc Twist D-Pulls with Backplate	—	M737	M735	M736
7" cc Twist Appliance Pull with Backplate	—	M1246-7	M1245-7	M1247-7
8" cc Twist Appliance Pull with Backplate	—	M1246-8	M1245-8	M1247-8
12" cc Twist Appliance Pull with Backplate	—	M1246-12	M1245-12	M1247-12
18" cc Twist Appliance Pull with Backplate	—	M1246-18	M1245-18	M1247-18
24" cc Twist Appliance Pull with Backplate	—	M1246-24	M1245-24	M1247-24
30" cc Twist Appliance Pull with Backplate	—	M1246-30	M1245-30	M1247-30

TWISTED T-HANDLE & RING PULLS ~ 3 STYLES



M738 - 3 3/16" Twisted T-Handle
in Patina Rouge



3 3/16" Twisted T-Handle
Pewter



1 3/16" Smooth Ring
Patina Rouge



1 1/16" Smooth Ring
Pewter



1 3/8" Twist Ring
Patina Black

	PAB	PAR	PT
Twisted T-Handle	M740	M738	M739
1 3/16" Smooth Ring	M635	M633	M634
1 1/16" Smooth Ring	M638	M636	M637
1 3/8" Twist Ring	M641	M639	M640



WWW.TOPKNOBS.COM
800-499-9095
908-359-6174

Part Number is specific to shape and finish. cc = measurement center-to-center between the screw holes.

Lifetime Warranty for the original purchaser against defects in materials and craftsmanship.


Free Samples of any knob and of any pull less than 7" cc, with a \$5 packaging and shipping charge each. **NOTE:** For detailed dimensions such as overall length, height, base width, etc. see price list or visit TopKnoobs.com.

OVAL TWIST KNOBS ~ 3 SIZES



	ORB	PAB	PAR	PT
2 1/8" Small	M775	M620	M618	M619
3" Medium	M779	M623	M621	M622
3 1/4" Large	-	M626	M624	M625

ROUND & FLOWER TWIST KNOBS ~ 2 STYLES



	ORB	PAB	PAR	PT
1 1/4" Small	M777	M614	M612	M613
1 1/2" Large	M776	M617	M615	M616
1 1/4" Flower	M778	M611	M609	M610

TWISTED WIRE D-PULLS ~ 2 SIZES Matching Appliance Pulls - see page 120




	ORB	PAB	PAR	PT
3 3/4" cc Pull	M781	M653	M651	M652
6" cc Pull	M782	M656	M654	M655
7" cc Appliance Pull	-	M1243-7	M1244-7	M1242-7
8" cc Appliance Pull	-	M1243-8	M1244-8	M1242-8
12" cc Appliance Pull	-	M1243-12	M1244-12	M1242-12
18" cc Appliance Pull	-	M1243-18	M1244-18	M1242-18
24" cc Appliance Pull	-	M1243-24	M1244-24	M1242-24
30" cc Appliance Pull	-	M1243-30	M1244-30	M1242-30



Normandy Collection

TWISTED WIRE DROP PULLS ~ 5 SIZES



	ORB	PAB	PAR	PT
3 3/4\" cc Pull	–	M743	M741	M742
5 1/16\" cc Pull	M780	M659	M657	M658
6 5/16\" cc Pull	–	M662	M660	M661
8 1/16\" cc Pull	–	M665	M663	M664
10 1/8\" cc Pull	–	M668	M666	M667

TWISTED BAR PULLS ~ 3 SIZES Matching Appliance Pulls - see page 118



	PAB	PAR	PT
6\" cc Pull	M671	M669	M670
8\" cc Pull	M674	M672	M673
12\" cc Pull	M677	M675	M676

Part Number is specific to shape and finish. cc = measurement center-to-center between the screw holes.
Lifetime Warranty for the original purchaser against defects in materials and craftsmanship.
Free Samples of any knob and of any pull less than 7\" cc, with a \$5 packaging and shipping charge each.

KNOBS ~ 7 STYLES



1 1/8" Step
Patina Rouge



1 1/8" Normandy
Pewter



1 1/4" Mushroom
Tuscan Bronze



1 1/4" Ring
Brushed Satin Nickel



1 1/4" Flower
German Bronze



3 5/8" Twist Knob
Patina Black



3 1/4" S-Shaped Knob
Patina Rouge


	BSN	GBZ	ORB	PAB	PAR	PN	PT	PTA	TB
Step	–	–	M769	M605	M603	–	M604	–	–
Normandy	–	–	M773	M608	M606	–	M607	–	M1668
Mushroom*	M281	M287	M753	M596	M594	M1312	M595	M286	M1614
Ring	M1308	–	M774	M599	M597	M1309	M598	–	–
Flower	M1599	M1597	M772	M602	M600	–	M601	M1598	–
Twist	–	–	–	M629	M627	–	M628	–	–
S-Knob	–	–	–	M632	M630	–	M631	–	–

*See page 101 (Somerset Collection) for all finishes available in 1 1/4" Mushroom Knob

MATCHING BACKPLATES ~ 4 STYLES



	PAB	PAR	PT
3" cc Pull Backplate	M698	M696	M697
6" Knob Backplate	M701	M699	M700
4 1/4" Knob Backplate	M707	M705	M706
6 7/16" Knob Backplate	M704	M702	M703



Normandy Collection

DROP PULLS ~ 2 STYLES



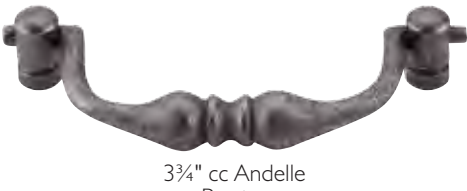
12" cc Orne
Patina Rouge



10" cc Orne
Patina Rouge



7" cc Orne
Patina Rouge



3 3/4" cc Andelle
Pewter



M680 & M608 - Normandy Knob & 7" cc Orne Drop Pull in Patina Black

	PAB	PAR	PT
3 3/4" cc Andelle	M689	M687	M688
7" cc Orne	M680	M678	M679
10" cc Orne	M683	M681	M682
12" cc Orne	M686	M684	M685

PULLS ~ 7 SIZES Matching Appliance Pulls - see page 119

	ORB	PAB	PAR	PT
3" cc Pull	M791	M590	M588	M589
4" cc Pull	M792	M593	M591	M592
3 3/4" cc Appliance Pull	M849-96	M847-96	M846-96	M848-96
7" cc Appliance Pull	M849-7	M847-7	M846-7	M848-7
8" cc Appliance Pull	M849-8	M847-8	M846-8	M848-8
12" cc Appliance Pull	M849-12	M847-12	M846-12	M848-12
18" cc Appliance Pull	M849-18	M847-18	M846-18	M848-18



Part Number is specific to shape and finish. cc = measurement center-to-center between the screw holes.
Lifetime Warranty for the original purchaser against defects in materials and craftsmanship.
Free Samples of any knob and of any pull less than 7" cc, with a \$5 packaging and shipping charge each.




ALWAYS THE PERFECT OPENING



EMBRACE YOUR DESIRE FOR CONTEMPORARY
STYLING WITH OUR NOUVEAU COLLECTION, WHICH
CELEBRATES MODERN AND MINIMALISTIC TASTES –
ALL WITH UNSURPASSED QUALITY AND AN EXCLUSIVE
LIFETIME WARRANTY.

Nouveau Collection

PULLS ~ 2 STYLES



	AC	BB	BLK	BSN	GBZ	ORB	PAR	PB	PC	PN	PTA	TB
3 3/4" cc Curved Wire	-	-	-	M424	-	-	-	M423	M425	-	-	-
5 1/16" cc Curved Wire	-	-	-	M428	-	-	-	M426	M427	-	-	-
3" cc Crescent	M1735	M1739	M1744	M1736	M1742	M1741	M1740	-	M1738	M1737	M1743	M1734
3 3/4" cc Crescent	-	-	-	M394	-	-	-	-	M395	-	-	-
5 1/16" cc Crescent	-	M1655	-	M396	-	-	-	-	M397	-	-	M1654

FINISHES AVAILABLE



KNOBS ~ 4 STYLES



M371 - 1 1/16" Cone Knob in Brushed Satin Nickel



1 1/16" Cone
Tuscan Bronze



1 1/8" Ringed
Polished Chrome




1 1/4" Hollow Round
Brushed Satin
Nickel



1 1/2" Oval
Brushed Satin
Nickel

	BB	BLK	BSN	ORB	PN	PC	TB
1 1/16" Cone	M1677	M373	M371	M1602	M1322	M372	M1676
1 1/8" Ringed	-	M378	M376	-	M1317	M377	-
1 1/4" Hollow	-	-	M410	-	-	M411	-
1 1/2" Oval	-	M499	M379	-	-	M380	-

BOW PULLS ~ 2 SIZES



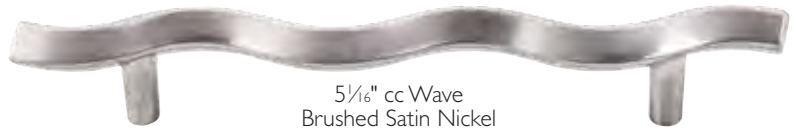
5 5/16" cc Bow
Brushed Satin Nickel



3 3/4" cc Bow
Flat Black

	BLK	BSN	PC	PN
3 3/4" cc Pull	M386	M384	M385	M1330
5 5/16" cc Pull	M383	M381	M382	M1264

PULLS ~ 3 STYLES



5 1/16" cc Wave
Brushed Satin Nickel



5 1/16" cc Honeyman
Polished Chrome



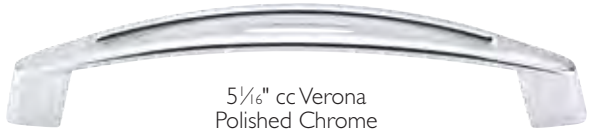
5 1/16" cc Mandal
Polished Nickel

	BSN	PC	PN
5 1/16" cc Wave	M417	M418	-
5 1/16" cc Honeyman	M419	M420	-
5 1/16" cc Mandal	M387	M388	M1265



Nouveau Collection

VERONA PULLS ~ 2 SIZES **Matching Appliance Pulls - see page 116**



	AC	BB	BLK	BSN	GBZ	ORB	PAR	PC	PN	PTA	TB
3" cc Pull	M1768	M1772	M1777	M1769	M1775	M1774	M1773	M1771	M1770	M1776	M1767
5 1/8" cc Pull	-	-	-	M389	-	-	-	M390	-	-	-
12" cc Appliance	-	-	TKI47BLK	TKI47BSN	TKI47GBZ	TKI47ORB	-	TKI47PC	TKI47PN	TKI47PTA	TKI47TB

FINISHES AVAILABLE



Part Number is specific to shape and finish. cc = measurement center-to-center between the screw holes.
Lifetime Warranty for the original purchaser against defects in materials and craftsmanship.
Free Samples of any knob and of any pull less than 7" cc, with a \$5 packaging and shipping charge each.

ALWAYS THE PERFECT OPENING

CUP PULLS ~ 2 STYLES



1 1/4" cc Cup Pull
Brushed Satin Nickel



2 1/2" cc Eyebrow Cup Pull
Brushed Satin Nickel

	BLK	BSN	PC
1 1/4" cc Cup	M498	M412	M413
2 1/2" cc Eyebrow Cup	M416	M414	M415

SPLIT FINISH PULL & KNOBS ~ 4 STYLES



1" Knob
Brushed Satin Nickel &
Polished Brass



4" cc Pull
Brushed Satin Nickel & Polished Brass



1" Knob
Brushed Satin Nickel &
Polished Chrome



4" cc Pull
Brushed Satin Nickel & Polished Chrome

	BSN/PB	BSN/PC
1" Knob	M341	M342
4" cc Pull	M374	M375

SPLIT FINISH KNOBS ~ 2 STYLES



1 1/4" Split Finish
Polished Nickel &
Polished Brass



1 1/4" Split Finish
Brushed Satin Nickel
& Polished Brass



1 1/4" Ceramic
Brushed Satin Nickel



1 1/4" Ceramic
Polished Chrome

	BSN/PB	BSN/WH	PC/WH	PN/PB
1 1/4" Split Finish	M339	-	-	M340
1 1/4" Ceramic	-	M422	M421	-



Nouveau Collection

CURVED BAR PULLS ~ 2 SIZES Matching Appliance Pulls - see page 116



	BLK	BSN	PC	PN
3 3/4" cc Pull	M535	M534	M533	-
6 5/16" cc Pull	M539	M536	M537	-
12" cc Appliance Pull	TKI70BLK	TKI70BSN	TKI70PC	TKI70PN

GRIGGS PULLS ~ 2 SIZES Matching Appliance Pulls - see page 116



	AC	BB	BLK	BSN	GBZ	ORB	PAR	PC	PN	PTA	TB
3" cc Pull	M1702	M1706	M1711	M1703	M1709	M1708	M1707	M1705	M1704	M1710	M1701
5 1/16" cc Pull	-	M1653	M393	M391	-	-	-	M392	M1268	-	M1652
12" cc Appliance	-	TKI41BB	TKI41BLK	TKI41BSN	-	-	-	TKI41PC	TKI41PN	-	TKI41TB

FINISHES AVAILABLE



Part Number is specific to shape and finish. cc = measurement center-to-center between the screw holes.

Lifetime Warranty for the original purchaser against defects in materials and craftsmanship.

Free Samples of any knob and of any pull less than 7" cc, with a \$5 packaging and shipping charge each.

ALWAYS THE PERFECT OPENING

PULLS ~ 3 SIZES



5 1/6" cc Pull
Brushed Satin Nickel



3 3/4" cc Pull
Brushed Satin Nickel



3" cc Pull
Brushed Satin Nickel

	AC	BB	BLK	BSN	GBZ	ORB	PAR	PC	PN	PTA	TB
3" cc Pull	M1757	M1761	M1766	M1758	M1764	M1763	M1762	M1760	M1759	M1765	M1756
3 3/4" cc Pull	-	-	M511	M509	-	-	-	M510	-	-	-
5 1/6" cc Pull	-	-	M508	M506	-	-	-	M507	-	-	-

FINISHES AVAILABLE



PULLS ~ 2 STYLES



3 3/4" cc Trunk
Polished Chrome



5 1/6" cc Flute
Brushed Satin Nickel

	BLK	BSN	PC	PN
3 3/4" cc Trunk	M532	M530	M531	M1261
5 1/6" cc Flute	M505	M503	M504	-



Nouveau II Collection

KNOBS & PULLS ~ 6 STYLES



	BB	BLK	BSN	PC	PN
5/8" Stacked Knob	–	M578	M576	M577	–
7/8" Rocks Knob	M1607	M551	M549	M550	M1606
1 3/16" Cocktail Knob	–	M587	M585	M586	–
3/4" cc U-Pull	–	M557	M555	M556	–
5/8" cc Ring Pull	–	M560	M558	M559	–
5/8" cc Oval Pull	–	M523	M521	M522	–

PULLS ~ 2 STYLES



	BLK	BSN	PC
3 3/4" cc Hartford	M525	M526	M524
5 1/16" cc Hartford	M529	M527	M528
3 3/4" cc New Haven	M517	M515	M516
5 1/16" cc New Haven	M520	M518	M519

RUNG PULLS ~ 3 SIZES Matching Appliance Pulls - see page 116



	BLK	BSN	PC	PN
3 3/4" cc Rung	M569	M567	M568	–
5 1/16" cc Rung	M572	M570	M571	–
12" cc Rung Appliance	TK152BLK	TK152BSN	TK152PC	TK152PN

Part Number is specific to shape and finish. cc = measurement center-to-center between the screw holes.

Lifetime Warranty for the original purchaser against defects in materials and craftsmanship.

Free Samples of any knob and of any pull less than 7" cc, with a \$5 packaging and shipping charge each.

ALWAYS THE PERFECT OPENING

PULLS ~ 2 STYLES



3 3/4" cc Squiggly
Flat Black



2 1/2" cc Squiggly
Polished Chrome



5 1/6" cc Curved
Brushed Satin Nickel



3 3/4" cc Curved
Brushed Satin Nickel



1 1/4" cc Curved U-Pull
Brushed Satin Nickel

	BLK	BSN	PC
2 1/2" cc Squiggly	M566	M564	M565
3 3/4" cc Squiggly	M563	M561	M562
1 1/4" cc Curved U-Pull	M548	M546	M547
3 3/4" cc Curved Pull	M542	M541	M540
5 1/6" cc Curved Pull	M545	M543	M544

PULLS ~ 3 STYLES



1 1/4" cc U-Pull
Flat Black



5 1/6" cc Dot
Polished Chrome

	BLK	BSN	PC
1 1/4" cc U-Pull	M554	M552	M553
5 1/6" cc Dot	M575	M573	M574
5 1/6" cc Newport	M514	M512	M513



5 1/6" cc Newport
Brushed Satin Nickel

INDENT KNOBS ~ 8 FINISHES



ALU
Aluminum



BLK
Flat Black



BSN
Brushed Satin
Nickel



ORB
Oil Rubbed
Bronze



PC
Polished
Chrome



PN
Polished
Nickel



TB
Tuscan Bronze



WHT
White

	NEW ALU	BLK	BSN	ORB	PC	PN	NEW TB	NEW WHT
3/4" Indent	M1872	M581	M579	M1601	M580	M1600	M1860	M1871



Nouveau III Collection

KNOBS ~ 4 STYLES



1/4" Bergen
Brushed Satin
Nickel



1 3/16"
Flat Black



1/8"
Polished Chrome



1" Stacked
Brushed Satin
Nickel

	BB	BLK	BSN	ORB	PAR	PC	PN	PTA
1/4" Bergen	M11605	M1120	M1119	M1200	M1201	M1121	M1321	M1202
1 3/16"	-	M1123	M1122	-	-	M1124	-	-
1/8"	-	M1117	M1116	-	-	M1118	-	-
1" Stacked	-	M584	M582	-	-	M583	-	-

FINISHES AVAILABLE



BB
Brushed Bronze



BLK
Flat Black



BSN
Brushed Satin
Nickel



ORB
Oil Rubbed
Bronze



PAR
Patina Rouge



PC
Polished Chrome

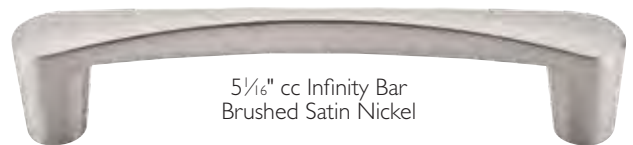


PN
Polished Nickel



PTA
Pewter Antique

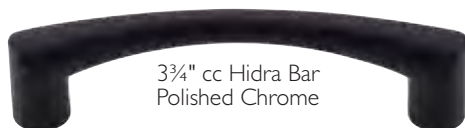
KNOB & BAR PULLS ~ 3 STYLES



1" cc Infinity Knob
Brushed Satin Nickel



	BLK	BSN	PC
1" cc Infinity Knob	M1126	M1125	M1127
5 1/16" cc Infinity Bar	M1180	M1179	M1181
5 1/16" cc Tapered Bar	M1174	M1173	M1175
6 5/16" cc Tapered Bar	M1171	M1170	M1172
3 3/4" cc Hidra Bar	M1129	M1128	M1130
5 1/16" cc Hidra Bar	M1132	M1131	M1133



Part Number is specific to shape and finish. cc = measurement center-to-center between the screw holes.

Lifetime Warranty for the original purchaser against defects in materials and craftsmanship.

Free Samples of any knob and of any pull less than 7" cc, with a \$5 packaging and shipping charge each.

ALWAYS THE PERFECT OPENING

SQUARE BAR PULL ~ 6 SIZES **Matching Appliance Pulls - see page 116**




MI152 - 8 3/16" cc Square Bar Pull in Brushed Satin Nickel

	BB	BLK	BSN	PC	PN	TB
3 3/4" cc Pull	-	MI162	MI161	MI163	MI283	MI834
5 1/16" cc Pull	MI651	MI159	MI158	MI160	MI284	MI650
6 5/16" cc Pull	-	MI156	MI155	MI157	MI285	MI835
8 3/16" cc Pull	-	MI153	MI152	MI154	MI286	MI836
12" cc Thin Pull	-	MI840	MI838	MI839	MI841	MI837
12" cc Appliance Pull	-	TK164BLK	TK164BSN	TK164PC	TK164PN	TK164TB

SQUARE KNOBS ~ 10 FINISHES



MI587 - 5/8" cc Square Knob in Brushed Bronze



	NEW ALU	BB	BLK	BSN	PC	PN	PTA	NEW SS	TB	NEW WHT
5/8" cc	MI874	MI587	MI165	MI164	MI166	MI320	MI589	SS37	MI588	MI873

NOTE: For detailed dimensions such as overall length, height, base width, etc. see price list or visit TopKnobs.com.

Nouveau III Collection



M1139 - 6⁵/₁₆" cc Pull in Polished Chrome

GROOVED PULLS ~ 2 SIZES



6⁵/₁₆" cc Grooved
Brushed Satin Nickel



5¹/₁₆" cc Grooved
Polished Chrome

	BLK	BSN	PC
5 ¹ / ₁₆ " cc Pull	M1135	M1134	M1136
6 ⁵ / ₁₆ " cc Pull	M1138	M1137	M1139

PULLS ~ 2 SIZES



6¹/₄" cc Pull
Polished Chrome



5¹/₁₆" cc Pull
Flat Black

	BLK	BSN	PC
5 ¹ / ₁₆ " cc Pull	M1177	M1176	M1178
6 ¹ / ₄ " cc Pull	M1150	M1149	M1151



M1176 - 5¹/₁₆" cc Pull in
Brushed Satin Nickel

PULLS ~ 4 STYLES



5¹/₁₆" cc Boro Pull
Polished Chrome



5¹/₁₆" cc Tinley Pull
Flat Black



5¹/₁₆" cc Twist Pull
Brushed Satin Nickel



5¹/₁₆" cc Crescent Flair Pull
Brushed Bronze

	BB	BLK	BSN	PC	TB
5 ¹ / ₁₆ " cc Boro Pull	–	M1141	M1140	M1142	–
5 ¹ / ₁₆ " cc Tinley Pull	–	M1183	M1182	M1184	–
5 ¹ / ₁₆ " cc Twist Pull	–	M1144	M1143	M1145	–
5 ¹ / ₁₆ " cc Crescent Flair	M1657	M1147	M1146	M1148	M1656

Part Number is specific to shape and finish. cc = measurement center-to-center between the screw holes.

Lifetime Warranty for the original purchaser against defects in materials and craftsmanship.

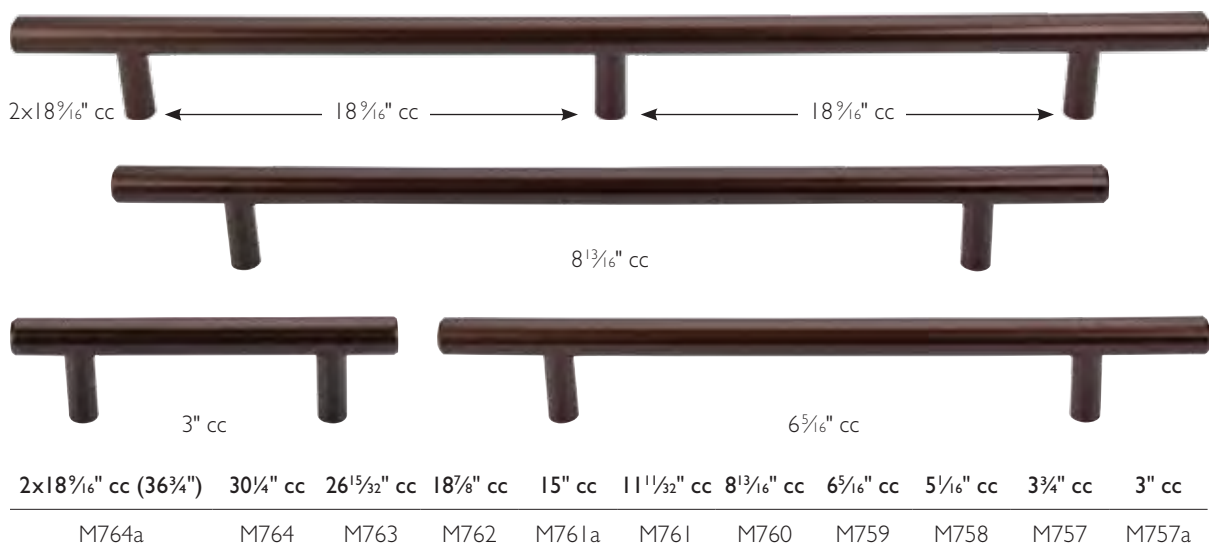
Free Samples of any knob and of any pull less than 7" cc, with a \$5 packaging and shipping charge each.

ALWAYS THE PERFECT OPENING

KNOBS ~ 15 STYLES



BAR PULLS ~ 11 SIZES Matching Appliance Pulls - see page 118



TWISTED KNOBS & PULLS ~ 5 STYLES



NOTE: For detailed dimensions such as overall length, height, base width, etc. see price list or visit TopKnobs.com.

Oil Rubbed Bronze Collection



PULLS ~ 18 STYLES



Part Number is specific to shape and finish. cc = measurement center-to-center between the screw holes.

Lifetime Warranty for the original purchaser against defects in materials and craftsmanship.

Free Samples of any knob and of any pull less than 7" cc, with a \$5 packaging and shipping charge each.



ALWAYS THE PERFECT OPENING



OUR SOMERSET COLLECTION CREATES A SEAMLESS
TRANSITION BETWEEN CLASSIC AND CONTEMPORARY.
INDULGE IN TRADITIONAL SOLID BRASS STYLING
FINISHED WITH CONTEMPORARY FLAIR. AVAILABLE
IN EIGHTEEN COMPLEMENTARY FINISHES.

M292 on page 106

Somerset Collection

KNOBS ~ 4 STYLES



1/4" Flat Faced Knob
Black Iron



1/4" Ray Knob
Polished Brass



1/4" Mushroom Knob
Brushed Satin Nickel



1/4" Hollow Round Knob
Polished Brass

	AC	BB	BI	BLK	BNI	BSN	GBZ	ORB	PAB
Flat	M278	–	M273	–	M272	M271	M276	M754	–
Ray	M357	–	M353	–	–	M351	M355	M752	–
Mushroom	M289	M1603	M283	M285	M282	M281	M287	M753	M596
Hollow	–	–	–	–	–	M345	–	–	–

	PAR	PB	PC	PN	PT	PTA	RST	TB	VDG
Flat	–	M269	M270	–	–	M275	M277	–	M274
Ray	–	M349	M350	–	–	M354	M356	–	M352
Mushroom	M594	M279	M280	M1312	M595	M286	M288	M1614	M284
Hollow	–	M343	M344	–	–	–	–	–	–

FINISHES AVAILABLE



AC
Antique Copper



BB
Brushed Bronze



BI
Black Iron



BLK
Flat Black



BNI
Black Nickel



BSN
Brushed Satin Nickel



GBZ
German Bronze



ORB
Oil Rubbed Bronze



PAB
Patina Black



PAR
Patina Rouge



PB
Polished Brass



PC
Polished Chrome



PN
Polished Nickel



PT
Pewter



PTA
Pewter Antique



RST
Rust



TB
Tuscan Bronze



VDG
Verdigris



WWW.TOPKNOBS.COM
800-499-9095
908-359-6174

Part Number is specific to shape and finish. cc = measurement center-to-center between the screw holes.

Lifetime Warranty for the original purchaser against defects in materials and craftsmanship.

Free Samples of any knob and of any pull less than 7" cc, with a \$5 packaging and shipping charge each. **NOTE:** For detailed dimensions such as overall length, height, base width, etc. see price list or visit TopKnobs.com.



M328 - 1/4" Swirl Cut Knob in Verdigris

KNOBS ~ 2 STYLES



1/4" L Oval Rope Knob
Antique Copper



1/4" Round Swirl Cut Knob
Polished Nickel

	AC	BB	BI	BSN	GBZ	ORB	PB	PC	PN	PTA	RST	TB	VDG
Oval	M404	–	M348	M347	M402	M751	M346	M1624	–	M401	M403	–	–
Round	M332	M1584	M327	M326	M330	M770	M324	M325	M1585	M329	M331	M1586	M328

FINISHES AVAILABLE



AC
Antique Copper



BB
Brushed Bronze



BI
Black Iron



BSN
Brushed Satin Nickel



GBZ
German Bronze



ORB
Oil Rubbed Bronze



PB
Polished Brass



PC
Polished Chrome



PN
Polished Nickel



PTA
Pewter Antique




RST
Rust



TB
Tuscan Bronze



VDG
Verdigris



M323 - 1/4" Melon Knob in
Antique Copper

KNOBS ~ 3 STYLES



1/4" Button Faced Knob
Brushed Satin Nickel



1/4" Melon Knob
German Bronze




1/4" Egg Knob
Black Iron

	AC	BI	BSN	GBZ	OEC	ORB	PB	PC	PN	PTA	RST	TB
Button	M297	M293	M292	M295	–	M755	M290	M291	M1325	M294	M296	–
Melon	M323	–	M1318	M321	–	M756	M320	M1615	M1319	M1596	M322	M1616
Egg	M205	M405	M370	M204	M986	M750	M368	M369	M1305	M202	M203	–



Somerset Collection

ARENDAI PULLS ~ 3 SIZES



M1695 - 3" Pull in Brushed Bronze



5 1/8" cc Arendal
Pewter Antique



3 3/4" cc Arendal
Rust



3" cc Arendal
German Bronze

	AC	NEW BB	NEW BLK	BSN	GBZ	NEW ORB	PAR	NEW PC	PN	PTA	RST	NEW TB
3" cc	M1691	M1695	M1700	M1692	M1698	M1697	M1696	M1694	M1693	M1699	–	M1690
3 3/4" cc	M477	M1869	M1867	M1294	M478	M1865	–	M1863	M1295	M475	M476	M1861
5 1/8" cc	M473	M1870	M1868	M1328	M474	M1866	–	M1864	M1329	M471	M472	M1862

FINISHES AVAILABLE



AC
Antique Copper



BB
Brushed Bronze



BLK
Flat Black



BSN
Brushed Satin Nickel



GBZ
German Bronze



ORB
Oil Rubbed Bronze



PAR
Patina Rouge



PC
Polished Chrome



PN
Polished Nickel



PTA
Pewter Antique



RST
Rust



TB
Tuscan Bronze

Part Number is specific to shape and finish. cc = measurement center-to-center between the screw holes.

Lifetime Warranty for the original purchaser against defects in materials and craftsmanship.

Free Samples of any knob and of any pull less than 7" cc, with a \$5 packaging and shipping charge each.

ALWAYS THE PERFECT OPENING

CUP PULLS ~ 2 STYLES



2 1/2" cc Cup Pull
Polished Nickel



3" cc Cup Pull
Flat Black

	AC	BB	BLK	BI	BNI	BSN	GBZ	ORB	PB	PC	PN	PTA	RST	TB	VDG
2 1/2" cc	M497	M1660	-	M406	M407	M400	M495	M745	M398	M399	M1302	M409	M496	M1659	M408
3" cc	M367	M1675	M362	M363	-	M360	M365	M744	M358	M359	-	M364	M366	M1674	M361

FINISHES AVAILABLE



Somerset Collection

PULLS ~ 2 STYLES



5 1/16" cc Voss
Antique Copper



5 1/16" cc Star
Pewter



3 3/4" cc Voss
Antique Copper



3 3/4" cc Star
Pewter

	AC	BB	BSN	GBZ	PN	PT	PTA	RST	TB
3 3/4" cc Voss	M485	M1643	M1326	M486	M1327	–	M483	M484	M1642
5 1/16" cc Voss	M481	–	M1296	M482	M1297	–	M479	M480	–
3 3/4" cc Star	M493	–	–	M494	–	M491	–	M492	–
5 1/16" cc Star	M489	–	–	M490	–	M487	–	M488	–

SOMERSET PULLS ~ 2 SIZES



3" cc Somerset
Black Nickel



3 1/2" cc Somerset
German Bronze

	AC	BB	BI	BLK	BNI	BSN	GBZ	ORB	PB	PC	PTA	RST	TB	VDG
3" cc	M308	M1673	M301	M303	M302	M300	M306	M747	M298	M299	M305	M307	M1672	M304
3 1/2" cc	M319	–	M312	M314	M313	M311	M317	M746	M309	M310	M316	M318	–	M315

WIRE PULLS ~ 2 SIZES



3" cc Pull
Brushed Satin Nickel



4" cc Pull
Polished Brass

	BSN	ORB	PB	PC
3" cc Pull	M335	M749	M333	M334
4" cc Pull	M338	M748	M336	M337

Part Number is specific to shape and finish. cc = measurement center-to-center between the screw holes.

Lifetime Warranty for the original purchaser against defects in materials and craftsmanship.

Free Samples of any knob and of any pull less than 7" cc, with a \$5 packaging and shipping charge each.



ALWAYS THE PERFECT OPENING



INSPIRED BY THE CLASSIC ARCHITECTURAL
DETAILS OF ITALIAN VILLAS, OUR TUSCANY
COLLECTION BRINGS OLD WORLD CHARM
TO THE HEART OF YOUR KITCHEN.
AVAILABLE IN TEN DISTINCTIVE FINISHES.

Tuscany Collection

TUSCANY PULLS & T-HANDLE ~ 3 STYLES

Matching Appliance Pulls - see page 122



2 5/8" Small T-Handle
Old English Copper



5 1/6" cc Small Drop Pull
Oil Rubbed Bronze



2 7/8" Large T-Handle
Tuscan Bronze



8 1/6" cc Large Drop Pull
Pewter Antique



8 1/6" cc Large D-Pull
Brushed Bronze



5 1/6" cc Small D-Pull
Brushed Satin Nickel

	BB	BSN	DAB	GBZ	OEC	ORB	PTL	PTA	RST	TB
Small T-Handle	M1636	M1595	M151	M150	M227	M1339	M152	M148	M149	M1635
Large T-Handle	M1634	M1787	M156	M155	M228	M1334	M157	M153	M154	M1633
5 1/6" cc Drop Pull	M1628	M1789	M136	M135	M217	M1336	M137	M133	M134	M1627
8 1/6" cc Drop Pull	M1626	M1790	M141	M140	M218	M1337	M142	M138	M139	M1625
5 1/6" cc D-Pull	M1632	M1788	M146	M145	M229	M1335	M147	M143	M144	M1631
8 1/6" cc D-Pull	M1630	M1791	M467	M468	M469	M1338	M470	M465	M466	M1629
7" cc Appliance Pull	M1855-7	-	M1248-7	M1250-7	M1251-7	M1252-7	-	M1249-7	M1253-7	M1832-7
8" cc Appliance Pull	-	-	M1248-8	M1250-8	M1251-8	M1252-8	-	M1249-8	M1253-8	M1832-8
12" cc Appliance Pull	M1855-12	-	M1248-12	M1250-12	M1251-12	M1252-12	-	M1249-12	M1253-12	M1832-12
18" cc Appliance Pull	M1855-18	-	M1248-18	M1250-18	M1251-18	M1252-18	-	M1249-18	M1253-18	M1832-18
24" cc Appliance Pull	-	-	M1248-24	M1250-24	M1251-24	M1252-24	-	M1249-24	M1253-24	M1832-24
30" cc Appliance Pull	-	-	M1248-30	M1250-30	M1251-30	M1252-30	-	M1249-30	M1253-30	M1832-30

FINISHES AVAILABLE



BB
Brushed
Bronze



BSN
Brushed
Satin Nickel



DAB
Dark Antique
Brass



GBZ
German
Bronze



OEC
Old English
Copper



ORB
Oil Rubbed
Bronze



PTL
Pewter Light



PTA
Pewter
Antique



RST
Rust



TB
Tuscan
Bronze



WWW.TOPKNOBS.COM
800-499-9095
908-359-6174

Part Number is specific to shape and finish. cc = measurement center-to-center between the screw holes.

Lifetime Warranty for the original purchaser against defects in materials and craftsmanship.

Free Samples of any knob and of any pull less than 7" cc, with a \$5 packaging and shipping charge each. **NOTE:** For detailed dimensions such as overall length, height, base width, etc. see price list or visit TopKnoobs.com.

ALWAYS THE PERFECT OPENING

CELTIC KNOBS & MATCHING BACKPLATE ~ 2 STYLES



M160 & M170 -
1 1/4" Celtic Knob with
Celtic Backplate shown
in German Bronze



1" Celtic Knob
Dark Antique Brass



1 1/4" Celtic Knob
Old English Copper



3/8" Celtic
Backplate
Pewter Light

Backplate sold separately.

	DAB	GBZ	OEC	PTL	PTA	RST
1" Celtic Knob	M166	M165	M225	M167	M163	M164
1 1/4" Celtic Knob	M161	M160	M223	M162	M158	M159
3/8" Celtic Backplate	M171	M170	M224	M172	M168	M169

FINISHES AVAILABLE



DAB
Dark Antique
Brass



GBZ
German
Bronze



OEC
Old English
Copper



PTL
Pewter Light



PTA
Pewter
Antique



RST
Rust

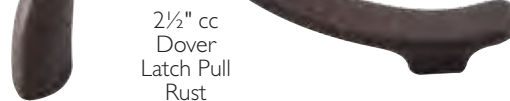
DOVER PULLS & MATCHING BACKPLATE ~ 3 STYLES



M185 & M195 -
Dover Latch Style with
Dover Backplate
in German Bronze



2 1/2" cc
Dover D-Pull
Rust



2 1/2" cc
Dover
Latch Pull
Rust



2 1/2" cc Dover Backplate
Rust

Backplate sold separately.

	DAB	GBZ	OEC	PTL	PTA	RST
2 1/2" cc Dover D-Pull	M191	M190	M219	M192	M188	M189
2 1/2" cc Dover Latch	M186	M185	M226	M187	M183	M184
2 1/2" cc Dover Backplate	M196	M195	M221	M197	M193	M194

Tuscany Collection



M198 - 1 1/4" Contessa Knob in Pewter Antique

KNOBBS ~ 3 STYLES



1 1/4" Contessa Knob
German Bronze



1 1/4" Cumberland Knob
Rust



1 1/4" Worden Egg Knob
Antique Copper

	AC	BI	BSN	GBZ	OEC	ORB	PB	PC	PN	PTA	RST
1 1/4" Contessa Knob	-	-	-	M200	M201	-	-	-	-	M198	M199
1 1/4" Cumberland Knob	-	-	-	M208	M209	-	-	-	-	M206	M207
1 1/4" Worden Knob	M205	M405	M370	M204	M986	M750	M368	M369	M1305	M202	M203

NEWTON RING PULL & MATCHING BACKPLATE



1 1/2" Newton Ring Pull
Dark Antique Brass



3 3/8" Newton Backplate
Dark Antique Brass



M180 & M175 - 3 3/8" Newton
Backplate & 1 1/2" Newton Ring Pull Knob in Old English Copper

Backplate sold separately.

	DAB	GBZ	OEC	PTL	PTA	RST
1 1/2" Ring Pull	M176	M175	M220	M177	M173	M174
3 3/8" Backplate	M181	M180	M222	M182	M178	M179

PULLS ~ 2 STYLES



3 3/4" cc Salisbury Pull
Pewter Antique



3 3/4" w Mayfair Cup Pull
German Bronze

	GBZ	OEC	PTA	RST
3 3/4" cc Salisbury Pull	-	-	M214	-
3 3/4" w Mayfair Cup Pull	M212	M213	M210	M211

Part Number is specific to shape and finish. cc = measurement center-to-center between the screw holes.

Lifetime Warranty for the original purchaser against defects in materials and craftsmanship.

Free Samples of any knob and of any pull less than 7" cc, with a \$5 packaging and shipping charge each.



ALWAYS THE PERFECT OPENING

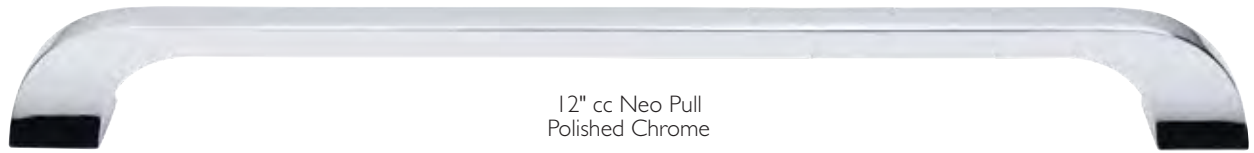


BEAUTY BEYOND JUST THE CABINETS –
CUSTOMIZE THE APPEARANCE OF YOUR
APPLIANCES WITH OUR ELEGANT YET
DURABLE MATCHING APPLIANCE PULLS.
WITH A WIDE VARIETY OF STYLES AND
8 LENGTHS, YOU’RE ONLY LIMITED
BY YOUR IMAGINATION.

Appliance Pull Collection

SANCTUARY PULLS ~ 3 STYLES

Matching Cabinet pulls shown on page 21-29



12" cc Neo Pull
Polished Chrome



12" cc Oval Pull
Polished Nickel



12" cc Arched Pull
Flat Black

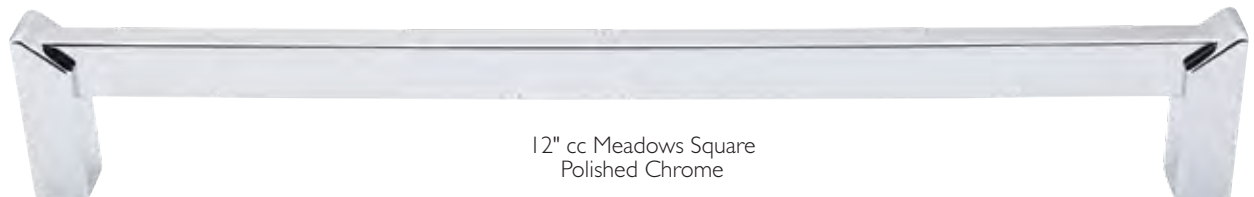
	BLK	BSN	GBZ	ORB	PC	PN	PTA	TB
12" cc Neo Pull	TK47BLK	TK47BSN	TK47GBZ	TK47ORB	TK47PC	TK47PN	TK47PTA	TK47TB
12" cc Oval Pull	TK67BLK	TK67BSN	TK67GBZ	TK67ORB	TK67PC	TK67PN	TK67PTA	TK67TB
12" cc Arched Pull	TK7BLK	TK7BSN	TK7GBZ	TK7ORB	TK7PC	TK7PN	TK7PTA	TK7TB

SANCTUARY II PULLS ~ 2 STYLES NEW

Matching Cabinet pulls shown on page 34-35



12" cc Meadows Round
Brushed Satin Nickel



12" cc Meadows Square
Polished Chrome

	ALU	BLK	BSN	ORB	PC	TB	WHT
12" cc Meadows Round	TK244ALU	TK244BLK	TK244BSN	TK244ORB	TK244PC	TK244TB	TK244WHT
12" cc Meadows Square	TK243ALU	TK243BLK	TK243BSN	TK243ORB	TK243PC	TK243TB	TK243WHT



WWW.TOPKNOBS.COM
800-499-9095
908-359-6174

Part Number is specific to shape and finish. cc = measurement center-to-center between the screw holes.

Lifetime Warranty for the original purchaser against defects in materials and craftsmanship.

Free Samples of any knob and of any pull less than 7" cc, with a \$5 packaging and shipping charge each. **NOTE:** For detailed dimensions such as overall length, height, base width, etc. see price list or visit TopKnoobs.com.

APPLIANCE PULLS ~ 6 STYLES



12" cc Edwardian Appliance Pull - matching Cabinet Pulls page 83
Tuscan Bronze



12" cc Verona Appliance Pull - matching Cabinet Pulls page 93
Oil Rubbed Bronze



12" cc Curved Bar Appliance Pull - matching Cabinet Pulls page 95
Brushed Satin Nickel



12" cc Griggs Appliance Pull - matching Cabinet Pulls page 95
Brushed Bronze



12" cc Rung Appliance Pull - matching Cabinet Pulls page 97
Polished Nickel



12" cc Square Appliance Pull - matching Cabinet Pulls page 100
Flat Black

	NEW BB	BLK	BSN	GBZ	ORB	PC	PN	PTA	TB
Edwardian	TKI58BB	-	-	TKI58GBZ	TKI58ORB	-	-	TKI58PTA	TKI58TB
Verona	-	TKI47BLK	TKI47BSN	TKI47GBZ	TKI47ORB	TKI47PC	TKI47PN	TKI47PTA	TKI47TB
Curved Bar	-	TKI70BLK	TKI70BSN	-	-	TKI70PC	TKI70PN	-	-
Griggs	TKI41BB	TKI41BLK	TKI41BSN	-	-	TKI41PC	TKI41PN	-	TKI41TB
Rung	-	TKI52BLK	TKI52BSN	-	-	TKI52PC	TKI52PN	-	-
Square	-	TKI64BLK	TKI64BSN	-	-	TKI64PC	TKI64PN	-	TKI64TB

NOTE: For detailed dimensions such as overall length, height, base width, etc. see price list or visit TopKnobs.com.

Appliance Pull Collection

PASSPORT APPLIANCE PULLS NEW

Matching Cabinet pulls shown on page 5-15



12" cc Trevi Fountain
Pewter Antique



12" cc Great Wall
German Bronze



12" cc Tower Bridge
Brushed Satin Nickel



12" cc Luxor
Polished Nickel



12" cc Sydney Harbour
Polished Chrome



12" cc Victoria Falls
Umbrio

	BSN	GBZ	PAR	PC	PN	PTA	TB	SAB	UM
12" cc Trevi Fountain	–	TK177GBZ	TK177PAR	–	TK177PN	TK177PTA	TK177TB	–	–
12" cc Great Wall	–	TK189GBZ	–	–	TK189PN	TK189PTA	TK189TB	–	–
12" cc Tower Bridge	TK208BSN	–	–	TK208PC	TK208PN	TK208PTA	–	TK208SAB	TK208UM
18" cc Tower Bridge	TK209BSN	–	–	TK209PC	TK209PN	TK209PTA	–	TK209SAB	TK209UM
12" cc Luxor	TK199BSN	TK199GBZ	–	TK199PC	TK199PN	TK199PTA	–	–	TK199UM
12" cc Sydney Harbour	TK215BSN	–	–	TK215PC	TK215PN	TK215PTA	–	TK215SAB	TK215UM
12" cc Victoria Falls	TK226BSN	–	–	TK226PC	TK226PN	TK226PTA	–	TK226SAB	TK226UM
18" cc Victoria Falls	TK227BSN	–	–	TK227PC	TK227PN	TK227PTA	–	TK227SAB	TK227UM

Part Number is specific to shape and finish. cc = measurement center-to-center between the screw holes.

Lifetime Warranty for the original purchaser against defects in materials and craftsmanship.

Free Samples of any knob and of any pull less than 7" cc, with a \$5 packaging and shipping charge each.

ALWAYS THE PERFECT OPENING

HOPEWELL BAR PULLS ~ 4 SIZES ~ 3/4" BAR

Matching Cabinet pulls shown on page 55



12" cc
Brushed Satin Nickel



12" cc
Polished Nickel



12" cc
Oil Rubbed Bronze

	BSN	ORB	NEW PC	PN
12" cc	MI331-12	MI333-12	MI854-12	MI332-12
18" cc	MI331-18	MI333-18	MI854-18	MI332-18
24" cc	MI331-24	MI333-24	-	MI332-24
30" cc	MI331-30	MI333-30	-	MI332-30

BRITANNIA PULLS ~ 2 STYLES

Matching Cabinet pulls shown on page 60



12" cc Channel Pull
True Rust




12" cc Wedge Pull
Cast Iron

	CI	TR
12" cc Channel	MI814	MI817
18" cc Channel	MI815	MI818
12" cc Wedge	MI803	MI807
18" cc Wedge	MI804	MI808

NORMANDY TWISTED BAR PULL **NEW**

Matching Cabinet pulls shown on page 87



12" cc
Patina Rouge

	PAB	PAR	PT
12" cc	M677	M675	M676



WWW.TOPKNOBS.COM
800-499-9095
908-359-6174

NOTE: For detailed dimensions such as overall length, height, base width, etc. see price list or visit TopKnobs.com.

Appliance Pull Collection

NORMANDY PULLS ~ 5 SIZES

Matching Cabinet pulls shown on page 89



	AC	BB	BSN	GBZ	OEC	ORB	PAB	PAR
3 3/4" cc	M843-96	M1856-96	M841-96	M844-96	M862-96	M849-96	M847-96	M846-96
7" cc	M843-7	M1856-7	M841-7	M844-7	M862-7	M849-7	M847-7	M846-7
8" cc	M843-8	—	M841-8	M844-8	M862-8	M849-8	M847-8	M846-8
12" cc	M843-12	M1856-12	M841-12	M844-12	M862-12	M849-12	M847-12	M846-12
18" cc	M843-18	M1856-18	M841-18	M844-18	M862-18	M849-18	M847-18	M846-18

	PB	PC	PN	PT	PTA	RST	TB
3 3/4" cc	M840-96	M839-96	M1800-96	M848-96	M845-96	M842-96	M1798-96
7" cc	M840-7	M839-7	M1800-7	M848-7	M845-7	M842-7	M1798-7
8" cc	M840-8	M839-8	M1800-8	M848-8	M845-8	M842-8	M1798-8
12" cc	M840-12	M839-12	M1800-12	M848-12	M845-12	M842-12	M1798-12
18" cc	M840-18	M839-18	M1800-18	M848-18	M845-18	M842-18	M1798-18

FINISHES AVAILABLE



Part Number is specific to shape and finish. cc = measurement center-to-center between the screw holes.

Lifetime Warranty for the original purchaser against defects in materials and craftsmanship.

Free Samples of any knob and of any pull less than 7" cc, with a \$5 packaging and shipping charge each.

ALWAYS THE PERFECT OPENING

NORMANDY SQUARE TWIST APPLIANCE PULLS ~ 6 SIZES


Matching Cabinet pulls shown on page 85



	PAB	PAR	PT
7" cc	M1246-7	M1245-7	M1247-7
8" cc	M1246-8	M1245-8	M1247-8
12" cc	M1246-12	M1245-12	M1247-12
18" cc	M1246-18	M1245-18	M1247-18
24" cc	M1246-24	M1245-24	M1247-24
30" cc	M1246-30	M1245-30	M1247-30

NORMANDY BIRDCAGE PULLS ~ 6 SIZES

Matching Cabinet pulls shown on page 86



	PAB	PAR	PT
7" cc	M1243-7	M1244-7	M1242-7
8" cc	M1243-8	M1244-8	M1242-8
12" cc	M1243-12	M1244-12	M1242-12
18" cc	M1243-18	M1244-18	M1242-18
24" cc	M1243-24	M1244-24	M1242-24
30" cc	M1243-30	M1244-30	M1242-30

Appliance Pull Collection

NOUVEAU BAMBOO PULLS ~ 5 SIZES



	AC	BSN	GBZ	OEC	ORB	PAB	PAR	PB	PC	PT	PTA	RST
3 3/4" cc	M725-96	M723-96	M726-96	M856-96	M788	M795-96	M794-96	M722-96	M721-96	M796-96	M727-96	M724-96
7" cc	M725-7	M723-7	M726-7	M856-7	M797-7	M795-7	M794-7	M722-7	M721-7	M796-7	M727-7	M724-7
8" cc	M725-8	M723-8	M726-8	M856-8	M797-8	M795-8	M794-8	M722-8	M721-8	M796-8	M727-8	M724-8
12" cc	M725-12	M723-12	M726-12	M856-12	M797-12	M795-12	M794-12	M722-12	M721-12	M796-12	M727-12	M724-12
18" cc	M725-18	M723-18	M726-18	M856-18	M797-18	M795-18	M794-18	M722-18	M721-18	M796-18	M727-18	M724-18

NOUVEAU RING PULLS ~ 5 SIZES



	AC	BSN	GBZ	OEC	ORB	PAB	PAR	PB	PC	PT	PTA	RST
3 3/4" cc	M718-96	M716-96	M719-96	M857-96	M801-96	M799-96	M798-96	M715-96	M714-96	M800-96	M720-96	M717-96
7" cc	M718-7	M716-7	M719-7	M857-7	M801-7	M799-7	M798-7	M715-7	M714-7	M800-7	M720-7	M717-7
8" cc	M718-8	M716-8	M719-8	M857-8	M801-8	M799-8	M798-8	M715-8	M714-8	M800-8	M720-8	M717-8
12" cc	M718-12	M716-12	M719-12	M857-12	M801-12	M799-12	M798-12	M715-12	M714-12	M800-12	M720-12	M717-12
18" cc	M718-18	M716-18	M719-18	M857-18	M801-18	M799-18	M798-18	M715-18	M714-18	M800-18	M720-18	M717-18

FINISHES AVAILABLE



Part Number is specific to shape and finish. cc = measurement center-to-center between the screw holes.

Lifetime Warranty for the original purchaser against defects in materials and craftsmanship.

Free Samples of any knob and of any pull less than 7" cc, with a \$5 packaging and shipping charge each.

ALWAYS THE PERFECT OPENING

NOUVEAU ~ 2 STYLES



	Arrow			Brook		
	BLK	BSN	PC	BLK	BSN	PC
3 3/4" cc	M852-96	M850-96	M851-96	M855-96	M853-96	M854-96
7" cc	M852-7	M850-7	M851-7	M855-7	M853-7	M854-7
8" cc	M852-8	M850-8	M851-8	M855-8	M853-8	M854-8
12" cc	M852-12	M850-12	M851-12	M855-12	M853-12	M854-12
18" cc	M852-18	M850-18	M851-18	M855-18	M853-18	M854-18

TUSCANY D-PULL APPLIANCE PULLS ~ 6 SIZES

Matching Cabinet pulls shown on page 111




	BB	DAB	GBZ	OEC	ORB	PTA	RST	TB
7" cc	M1855-7	M1248-7	M1250-7	M1251-7	M1252-7	M1249-7	M1253-7	M1832-7
8" cc	—	M1248-8	M1250-8	M1251-8	M1252-8	M1249-8	M1253-8	M1832-8
12" cc	M1855-12	M1248-12	M1250-12	M1251-12	M1252-12	M1249-12	M1253-12	M1832-12
18" cc	M1855-18	M1248-18	M1250-18	M1251-18	M1252-18	M1249-18	M1253-18	M1832-18
24" cc	—	M1248-24	M1250-24	M1251-24	M1252-24	M1249-24	M1253-24	M1832-24
30" cc	—	M1248-30	M1250-30	M1251-30	M1252-30	M1249-30	M1253-30	M1832-30

NOTE: For detailed dimensions such as overall length, height, base width, etc. see price list or visit TopKnobs.com.

Appliance Pull Collection

SOMERSET FINIAL ~ 5 SIZES



	AC	BSN	GBZ	OEC	ORB	PAB	PAR	PB	PC	PT	PTA	RST
3 3/4" cc	M821-96	M819-96	M822-96	M860-96	M827-96	M825-96	M824-96	M818-96	M817-96	M826-96	M823-96	M820-96
7" cc	M821-7	M819-7	M822-7	M860-7	M827-7	M825-7	M824-7	M818-7	M817-7	M826-7	M823-7	M820-7
8" cc	M821-8	M819-8	M822-8	M860-8	M827-8	M825-8	M824-8	M818-8	M817-8	M826-8	M823-8	M820-8
12" cc	M821-12	M819-12	M822-12	M860-12	M827-12	M825-12	M824-12	M818-12	M817-12	M826-12	M823-12	M820-12
18" cc	M821-18	M819-18	M822-18	M860-18	M827-18	M825-18	M824-18	M818-18	M817-18	M826-18	M823-18	M820-18

SOMERSET WESTON ~ 5 SIZES



	AC	BSN	GBZ	OEC	ORB	PAB	PAR	PB	PC	PT	PTA	RST
3 3/4" cc	M832-96	M830-96	M833-96	M861-96	M838-96	M836-96	M835-96	M828-96	M829-96	M837-96	M834-96	M831-96
7" cc	M832-7	M830-7	M833-7	M861-7	M838-7	M836-7	M835-7	M828-7	M829-7	M837-7	M834-7	M831-7
8" cc	M832-8	M830-8	M833-8	M861-8	M838-8	M836-8	M835-8	M828-8	M829-8	M837-8	M834-8	M831-8
12" cc	M832-12	M830-12	M833-12	M861-12	M838-12	M836-12	M835-12	M828-12	M829-12	M837-12	M834-12	M831-12
18" cc	M832-18	M830-18	M833-18	M861-18	M838-18	M836-18	M835-18	M828-18	M829-18	M837-18	M834-18	M831-18

FINISHES AVAILABLE



Part Number is specific to shape and finish. cc = measurement center-to-center between the screw holes.

Lifetime Warranty for the original purchaser against defects in materials and craftsmanship.

Free Samples of any knob and of any pull less than 7" cc, with a \$5 packaging and shipping charge each.


SOMERSET MELON ~ 5 SIZES



	AC	BSN	GBZ	OEC	ORB	PAB	PAR
3 3/4" cc	M810-96	M808-96	M811-96	M859-96	M816-96	M814-96	M813-96
7" cc	M810-7	M808-7	M811-7	M859-7	M816-7	M814-7	M813-7
8" cc	M810-8	M808-8	M811-8	M859-8	M816-8	M814-8	M813-8
12" cc	M810-12	M808-12	M811-12	M859-12	M816-12	M814-12	M813-12
18" cc	M810-18	M808-18	M811-18	M859-18	M816-18	M814-18	M813-18

	PB	PC	PN	PT	PTA	RST	TB
3 3/4" cc	M807-96	M806-96	M1797-96	M815-96	M812-96	M809-96	M1795-96
7" cc	M807-7	M806-7	M1797-7	M815-7	M812-7	M809-7	M1795-7
8" cc	M807-8	M806-8	M1797-8	M815-8	M812-8	M809-8	M1795-8
12" cc	M807-12	M806-12	M1797-12	M815-12	M812-12	M809-12	M1795-12
18" cc	M807-18	M806-18	M1797-18	M815-18	M812-18	M809-18	M1795-18

ASBURY ~ 5 SIZES



	AC	BSN	GBZ	OEC	ORB	PAB	PAR
3 3/4" cc	M732-96	M730-96	M733-96	M858-96	M789	M803-96	M802-96
7" cc	M732-7	M730-7	M733-7	M858-7	M805-7	M803-7	M802-7
8" cc	M732-8	M730-8	M733-8	M858-8	M805-8	M803-8	M802-8
12" cc	M732-12	M730-12	M733-12	M858-12	M805-12	M803-12	M802-12
18" cc	M732-18	M730-18	M733-18	M858-18	M805-18	M803-18	M802-18

	PB	PC	PN	PT	PTA	RST	TB
3 3/4" cc	M729-96	M728-96	M1794-96	M804-96	M734-96	M731-96	M1792-96
7" cc	M729-7	M728-7	M1794-7	M804-7	M734-7	M731-7	M1792-7
8" cc	M729-8	M728-8	M1794-8	M804-8	M734-8	M731-8	M1792-8
12" cc	M729-12	M728-12	M1794-12	M804-12	M734-12	M731-12	M1792-12
18" cc	M729-18	M728-18	M1794-18	M804-18	M734-18	M731-18	M1792-18

Appliance Pull Collection

APPLIANCE PULL BACKPLATES & PUSH PLATES ~ 2 STYLES



M882 - Plain Appliance Backplate in Patina Rouge



M898 - Beaded Push Plate in Old English Copper



12" cc & 15" L Beaded Appliance Backplate for 12" cc Pulls
Antique Copper



15" L Plain Push Plate for passage doors
Pewter

	AC	BSN	GBZ	OEC	ORB	PAB	PAR	PB	PC	PT	PTA	RST
12" cc Plain Backplate	M879	M877	M880	M886	M885	M883	M882	M876	M875	M884	M881	M878
12" cc Beaded Backplate	M867	M865	M868	M874	M873	M871	M870	M864	M863	M872	M869	M866
15" L Plain Push Plate	M903	M901	M904	M910	M909	M907	M906	M900	M899	M908	M905	M902
15" L Beaded Push Plate	M891	M889	M892	M898	M897	M895	M894	M888	M887	M896	M893	M890

FINISHES AVAILABLE



AC
Antique Copper



BSN
Brushed Satin Nickel



GBZ
German Bronze



OEC
Old English Copper



ORB
Oil Rubbed Bronze



PAB
Patina Black



PAR
Patina Rouge



PB
Polished Brass



PC
Polished Chrome



PT
Pewter



PTA
Pewter Antique



RST
Rust

Part Number is specific to shape and finish. cc = measurement center-to-center between the screw holes.

Lifetime Warranty for the original purchaser against defects in materials and craftsmanship.

Free Samples of any knob and of any pull less than 7" cc, with a \$5 packaging and shipping charge each.



ALWAYS THE PERFECT OPENING



CARRY YOUR PERSONAL STYLE ONTO THE DOORS THROUGHOUT YOUR HOME WITH OUR BACK-TO-BACK DOOR PULLS IN OUR MOST POPULAR STYLES AND FINISHES.

Back-to-Back Door Pull Collection



NORMANDY



NOUVEAU
BAMBOO

Finish	8" cc pair	12" cc pair	18" cc pair	8" cc pair	12" cc pair	18" cc pair
AC	–	M843-12 pair	–	–	M725-12 pair	–
BSN	M841-8 pair	M841-12 pair	M841-18 pair	M723-8 pair	M723-12 pair	M723-18 pair
GBZ	M844-8 pair	M844-12 pair	–	–	M726-12 pair	M726-18 pair
OEC	–	–	–	–	M856-12 pair	M856-18 pair
ORB	M849-8 pair	M849-12 pair	M849-18 pair	M797-8 pair	M797-12 pair	M797-18 pair
PAB	M847-8 pair	M847-12 pair	–	–	M795-12 pair	–
PAR	M846-8 pair	M846-12 pair	M846-18 pair	–	M794-12 pair	M794-18 pair
PB	M840-8 pair	M840-12 pair	–	M722-8 pair	–	–
PC	M839-8 pair	M839-12 pair	M839-18 pair	M721-8 pair	M721-12 pair	M721-18 pair
PT	M848-8 pair	M848-12 pair	M848-18 pair	M796-8 pair	M796-12 pair	–
PTA	M845-8 pair	M845-12 pair	M845-18 pair	M727-8 pair	M727-12 pair	M727-18 pair
RST	M842-8 pair	M842-12 pair	M842-18 pair	M724-8 pair	M724-12 pair	M724-18 pair



NOUVEAU
RING



SOMERSET
FINIAL

Finish	8" cc pair	12" cc pair	18" cc pair	8" cc pair	12" cc pair	18" cc pair
AC	–	M718-12 pair	–	M821-8 pair	M821-12 pair	M821-18 pair
BSN	M716-8 pair	M716-12 pair	M716-18 pair	M819-8 pair	M819-12 pair	M819-18 pair
GBZ	–	–	–	M822-8 pair	M822-12 pair	M822-18 pair
OEC	–	–	–	–	–	M860-18 pair
ORB	M801-8 pair	M801-12 pair	M801-18 pair	M827-8 pair	M827-12 pair	M827-18 pair
PAB	–	–	–	M825-8 pair	–	–
PAR	–	–	–	M824-8 pair	M824-12 pair	M824-18 pair
PB	M715-8 pair	M715-12 pair	M715-18 pair	M818-8 pair	M818-12 pair	M818-18 pair
PC	M714-8 pair	–	M714-18 pair	M817-8 pair	M817-12 pair	–
PT	–	–	–	M826-8 pair	M826-12 pair	–
PTA	M720-8 pair	–	M720-18 pair	M823-8 pair	M823-12 pair	M823-18 pair
RST	M717-8 pair	M717-12 pair	M717-18 pair	M820-8 pair	M820-12 pair	M820-18 pair




WWW.TOPKNOBS.COM
800-499-9095
908-359-6174

Part Number is specific to shape and finish. cc = measurement center-to-center between the screw holes.

Lifetime Warranty for the original purchaser against defects in materials and craftsmanship.

Free Samples of any knob and of any pull less than 7" cc, with a \$5 packaging and shipping charge each. **NOTE:** For detailed dimensions such as overall length, height, base width, etc. see price list or visit TopKnobs.com.




SOMERSET
WESTON



ASBURY

Finish	8" cc pair	12" cc pair	18" cc pair	8" cc pair	12" cc pair	18" cc pair
AC	–	–	–	M732-8 pair	M732-12 pair	M732-18 pair
BSN	M830-8 pair	M830-12 pair	M830-18 pair	M730-8 pair	M730-12 pair	M730-18 pair
GBZ	M833-8 pair	M833-12 pair	M833-18 pair	–	M733-12 pair	–
OEC	–	–	–	M858-8 pair	–	M858-18 pair
ORB	M838-8 pair	M838-12 pair	M838-18 pair	M805-8 pair	M805-12 pair	M805-18 pair
PAB	–	M836-12 pair	M836-18 pair	–	M803-12 pair	M803-18 pair
PAR	–	–	–	M802-8 pair	M802-12 pair	M802-18 pair
PB	M828-8 pair	M828-12 pair	M828-18 pair	M729-8 pair	–	M729-18 pair
PC	M829-8 pair	M829-12 pair	M829-18 pair	M728-8 pair	M728-12 pair	M728-18 pair
PT	M837-8 pair	M837-12 pair	–	M804-8 pair	M804-12 pair	M804-18 pair
PTA	M834-8 pair	M834-12 pair	M834-18 pair	M734-8 pair	M734-12 pair	M734-18 pair
RST	M831-8 pair	M831-12 pair	M831-18 pair	M731-8 pair	M731-12 pair	M731-18 pair



SOMERSET
MELON



TUSCANY


Finish	8" cc pair	12" cc pair	18" cc pair	12" cc pair	18" cc pair
AC	M810-8 pair	–	–	–	–
BSN	M808-8 pair	M808-12 pair	M808-18 pair	–	–
DAB	–	–	–	M1248-12 pair	M1248-18 pair
GBZ	–	M811-12 pair	–	M1250-12 pair	M1250-18 pair
OEC	–	M859-12 pair	–	M1251-12 pair	M1251-18 pair
ORB	M816-8 pair	M816-12 pair	M816-18 pair	M1252-12 pair	M1252-18 pair
PAB	–	M814-12 pair	–	–	–
PAR	M813-8 pair	M813-12 pair	M813-18 pair	–	–
PB	M807-8 pair	M807-12 pair	M807-18 pair	–	–
PC	M806-8 pair	M806-12 pair	M806-18 pair	–	–
PT	–	M815-12 pair	M815-18 pair	–	–
PTA	M812-8 pair	M812-12 pair	M812-18 pair	M1249-12 pair	M1249-18 pair
RST	M809-8 pair	M809-12 pair	M809-18 pair	M1253-12 pair	M1253-18 pair



Back-to-Back Door Pull Collection



**NORMANDY
BIRDCAGE**



**NORMANDY
TWIST**

Finish	8" cc pair	12" cc pair	18" cc pair	8" cc pair	12" cc pair	18" cc pair
PAB	M1243-8 pair	M1243-12 pair	M1243-18 pair	M1246-8 pair	M1246-12 pair	M1246-18 pair
PAR	M1244-8 pair	M1244-12 pair	M1244-18 pair	M1245-8 pair	M1245-12 pair	M1245-18 pair
PT	M1242-8 pair	M1242-12 pair	M1242-18 pair	M1247-8 pair	M1247-12 pair	M1247-18 pair



**NOUVEAU
ARROW**



**NOUVEAU
BROOK**

Finish	8" cc pair	12" cc pair	18" cc pair	8" cc pair	12" cc pair	18" cc pair
BLK	M852-8 pair	M852-12 pair	M852-18 pair	M855-8 pair	M855-12 pair	M855-18 pair
BSN	M850-8 pair	M850-12 pair	M850-18 pair	M853-8 pair	M853-12 pair	M853-18 pair
PC	M851-8 pair	M851-12 pair	M851-18 pair	M854-8 pair	M854-12 pair	M854-18 pair

PULL END CAPS

End caps are sold in pairs as shown – sets are used to mount 8", 12" and 18" handles for one-sided applications.



Appliance Pull End Caps
Brushed Satin Nickel

AC	BSN	GBZ	OEC	ORB	PAB	PAR	PB	PC	PT	PTA	RST
M978-pair	M976-pair	M979-pair	M985-pair	M984-pair	M982-pair	M981-pair	M975-pair	M974-pair	M983-pair	M980-pair	M977-pair

Part Number is specific to shape and finish. cc = measurement center-to-center between the screw holes.

Lifetime Warranty for the original purchaser against defects in materials and craftsmanship.

Free Samples of any knob and of any pull less than 7" cc, with a \$5 packaging and shipping charge each.



ACCENTS FOR EXCEPTIONAL SPACES



TUSC7PTA on page 139



ED5ORBB on page 135



ED2PCA on page 132

INSPIRING BEAUTIFUL BATHROOMS...
A BEAUTIFUL BALANCE BETWEEN
FORM AND FUNCTION, FEATURING A
RANGE OF KNOBS, TOWEL RINGS AND
BARS, TISSUE HOLDERS AND HOOKS
IN 9 FINISHES – CREATING A UNIFIED
AND CALMING EFFECT. ENJOY!

Aqua Bath Collection

TOWEL BARS ~ 3 SIZES: 18", 24" & 30"



24" Double Towel Bar
Brushed Bronze



24" Single Towel Bar
Polished Nickel

ACCESSORIES ~ 4 ITEMS



Single Hook
Polished Chrome



Tissue Holder
Polished Chrome



Tissue Hook
Brushed Satin Nickel




Towel Ring
Brushed Satin Nickel

FINISHES AVAILABLE


BB
Brushed
Bronze



BSN
Brushed
Satin Nickel



PC
Polished
Chrome



PN
Polished
Nickel



Finish	18" Double Bar	18" Single Bar	24" Double Bar	24" Single Bar	30" Double Bar	30" Single Bar	Single Hook	Tissue Holder	Tissue Hook	Towel Ring
BB	AQ7BB	AQ6BB	AQ9BB	AQ8BB	AQ11BB	AQ10BB	AQ1BB	AQ3BB	AQ4BB	AQ5BB
BSN	AQ7BSN	AQ6BSN	AQ9BSN	AQ8BSN	AQ11BSN	AQ10BSN	AQ1BSN	AQ3BSN	AQ4BSN	AQ5BSN
PC	AQ7PC	AQ6PC	AQ9PC	AQ8PC	AQ11PC	AQ10PC	AQ1PC	AQ3PC	AQ4PC	AQ5PC
PN	AQ7PN	AQ6PN	AQ9PN	AQ8PN	AQ11PN	AQ10PN	AQ1PN	AQ3PN	AQ4PN	AQ5PN



WWW.TOPKNOBS.COM
800-499-9095
908-359-6174

Part Number is specific to shape and finish. cc = measurement center-to-center between the screw holes.

Lifetime Warranty for the original purchaser against defects in materials and craftsmanship.

Free Samples of any knob and of any pull less than 7" cc, with a \$5 packaging and shipping charge each. **NOTE:** For detailed dimensions such as overall length, height, base width, etc. see price list or visit TopKnoobs.com.

BEADED ACCESSORIES & TOWEL BARS: 18", 24" & 30"



Shown in
Brushed Satin Nickel

Double Hook



24" Double Towel Bar

24" Single Towel Bar

Tissue Holder

Tissue Hook

Towel Ring

Finish	18" Double Bar	18" Single Bar	24" Double Bar	24" Single Bar	30" Double Bar	30" Single Bar	Double Hook	Tissue Holder	Tissue Hook	Towel Ring
AP	ED7APA	ED6APA	ED9APA	ED8APA	ED11APA	ED10APA	ED2APA	ED3APA	ED4APA	ED5APA
BSN	ED7BSNA	ED6BSNA	ED9BSNA	ED8BSNA	ED11BSNA	ED10BSNA	ED2BSNA	ED3BSNA	ED4BSNA	ED5BSNA
GBZ	ED7GBZA	ED6GBZA	ED9GBZA	ED8GBZA	ED11GBZA	ED10GBZA	ED2GBZA	ED3GBZA	ED4GBZA	ED5GBZA
ORB	ED7ORBA	ED6ORBA	ED9ORBA	ED8ORBA	ED11ORBA	ED10ORBA	ED2ORBA	ED3ORBA	ED4ORBA	ED5ORBA
PC	ED7PCA	ED6PCA	ED9PCA	ED8PCA	ED11PCA	ED10PCA	ED2PCA	ED3PCA	ED4PCA	ED5PCA

ROPE ACCESSORIES & TOWEL BARS: 18", 24" & 30"



Shown in
German Bronze

Double Hook



24" Double Towel Bar

24" Single Towel Bar

Tissue Holder

Tissue Hook

Towel Ring

Finish	18" Double Bar	18" Single Bar	24" Double Bar	24" Single Bar	30" Double Bar	30" Single Bar	Double Hook	Tissue Holder	Tissue Hook	Towel Ring
AP	ED7APF	ED6APF	ED9APF	ED8APF	ED11APF	ED10APF	ED2APF	ED3APF	ED4APF	ED5APF
BSN	ED7BSNF	ED6BSNF	ED9BSNF	ED8BSNF	ED11BSNF	ED10BSNF	ED2BSNF	ED3BSNF	ED4BSNF	ED5BSNF
GBZ	ED7GBZF	ED6GBZF	ED9GBZF	ED8GBZF	ED11GBZF	ED10GBZF	ED2GBZF	ED3GBZF	ED4GBZF	ED5GBZF
ORB	ED7ORBF	ED6ORBF	ED9ORBF	ED8ORBF	ED11ORBF	ED10ORBF	ED2ORBF	ED3ORBF	ED4ORBF	ED5ORBF
PC	ED7PCF	ED6PCF	ED9PCF	ED8PCF	ED11PCF	ED10PCF	ED2PCF	ED3PCF	ED4PCF	ED5PCF



Edwardian Bath Collection

RIBBON & REED TOWEL BARS ~ 3 SIZES: 18", 24" & 30"



24" Double Towel Bar

24" Single Towel Bar

Shown in Antique Pewter

RIBBON & REED ACCESSORIES ~ 4 ITEMS



Double Hook

Tissue Holder

Tissue Hook

Towel Ring

FINISHES AVAILABLE



AP
Antique
Pewter

BSN
Brushed
Satin Nickel

GBZ
German
Bronze

ORB
Oil Rubbed
Bronze

PC
Polished
Chrome

Finish	18" Double Bar	18" Single Bar	24" Double Bar	24" Single Bar	30" Double Bar	30" Single Bar	Double Hook	Tissue Holder	Tissue Hook	Towel Ring
AP	ED7APE	ED6APE	ED9APE	ED8APE	ED11APE	ED10APE	ED2APE	ED3APE	ED4APE	ED5APE
BSN	ED7BSNE	ED6BSNE	ED9BSNE	ED8BSNE	ED11BSNE	ED10BSNE	ED2BSNE	ED3BSNE	ED4BSNE	ED5BSNE
GBZ	ED7GBZE	ED6GBZE	ED9GBZE	ED8GBZE	ED11GBZE	ED10GBZE	ED2GBZE	ED3GBZE	ED4GBZE	ED5GBZE
ORB	ED7ORBE	ED6ORBE	ED9ORBE	ED8ORBE	ED11ORBE	ED10ORBE	ED2ORBE	ED3ORBE	ED4ORBE	ED5ORBE
PC	ED7PCE	ED6PCE	ED9PCE	ED8PCE	ED11PCE	ED10PCE	ED2PCE	ED3PCE	ED4PCE	ED5PCE

Part Number is specific to shape and finish. cc = measurement center-to-center between the screw holes.

Lifetime Warranty for the original purchaser against defects in materials and craftsmanship.

Free Samples of any knob and of any pull less than 7" cc, with a \$5 packaging and shipping charge each.

SMOOTH ACCESSORIES & TOWEL BARS: 18", 24" & 30"



Finish	18" Double Bar	18" Single Bar	24" Double Bar	24" Single Bar	30" Double Bar	30" Single Bar	Double Hook	Tissue Holder	Tissue Hook	Towel Ring
AP	ED7APD	ED6APD	ED9APD	ED8APD	ED11APD	ED10APD	ED2APD	ED3APD	ED4APD	ED5APD
BSN	ED7BSND	ED6BSND	ED9BSND	ED8BSND	ED11BSND	ED10BSND	ED2BSND	ED3BSND	ED4BSND	ED5BSND
GBZ	ED7GBZD	ED6GBZD	ED9GBZD	ED8GBZD	ED11GBZD	ED10GBZD	ED2GBZD	ED3GBZD	ED4GBZD	ED5GBZD
ORB	ED7ORBD	ED6ORBD	ED9ORBD	ED8ORBD	ED11ORBD	ED10ORBD	ED2ORBD	ED3ORBD	ED4ORBD	ED5ORBD
PC	ED7PCD	ED6PCD	ED9PCD	ED8PCD	ED11PCD	ED10PCD	ED2PCD	ED3PCD	ED4PCD	ED5PCD

OVAL ACCESSORIES & TOWEL BARS: 18", 24" & 30"



Finish	18" Double Bar	18" Single Bar	24" Double Bar	24" Single Bar	30" Double Bar	30" Single Bar	Double Hook	Tissue Holder	Tissue Hook	Towel Ring
AP	ED7APC	ED6APC	ED9APC	ED8APC	ED11APC	ED10APC	ED2APC	ED3APC	ED4APC	ED5APC
BSN	ED7BSNC	ED6BSNC	ED9BSNC	ED8BSNC	ED11BSNC	ED10BSNC	ED2BSNC	ED3BSNC	ED4BSNC	ED5BSNC
GBZ	ED7GBZC	ED6GBZC	ED9GBZC	ED8GBZC	ED11GBZC	ED10GBZC	ED2GBZC	ED3GBZC	ED4GBZC	ED5GBZC
ORB	ED7ORBC	ED6ORBC	ED9ORBC	ED8ORBC	ED11ORBC	ED10ORBC	ED2ORBC	ED3ORBC	ED4ORBC	ED5ORBC
PC	ED7PCC	ED6PCC	ED9PCC	ED8PCC	ED11PCC	ED10PCC	ED2PCC	ED3PCC	ED4PCC	ED5PCC

Edwardian Bath Collection

HEX TOWEL BARS ~ 3 SIZES: 18", 24" & 30"



24" Double Towel Bar

24" Single Towel Bar

Shown in Brushed Satin Nickel

HEX ACCESSORIES ~ 4 ITEMS



Double Hook

Tissue Holder

Tissue Hook

Towel Ring

FINISHES AVAILABLE

AP
Antique
Pewter



BSN
Brushed
Satin Nickel



GBZ
German
Bronze



ORB
Oil Rubbed
Bronze



PC
Polished
Chrome



Finish	18" Double Bar	18" Single Bar	24" Double Bar	24" Single Bar	30" Double Bar	30" Single Bar	Double Hook	Tissue Holder	Tissue Hook	Towel Ring
AP	ED7APB	ED6APB	ED9APB	ED8APB	ED11APB	ED10APB	ED2APB	ED3APB	ED4APB	ED5APB
BSN	ED7BSNB	ED6BSNB	ED9BSNB	ED8BSNB	ED11BSNB	ED10BSNB	ED2BSNB	ED3BSNB	ED4BSNB	ED5BSNB
GBZ	ED7GBZB	ED6GBZB	ED9GBZB	ED8GBZB	ED11GBZB	ED10GBZB	ED2GBZB	ED3GBZB	ED4GBZB	ED5GBZB
ORB	ED7ORBB	ED6ORBB	ED9ORBB	ED8ORBB	ED11ORBB	ED10ORBB	ED2ORBB	ED3ORBB	ED4ORBB	ED5ORBB
PC	ED7PCB	ED6PCB	ED9PCB	ED8PCB	ED11PCB	ED10PCB	ED2PCB	ED3PCB	ED4PCB	ED5PCB

Part Number is specific to shape and finish. cc = measurement center-to-center between the screw holes.

Lifetime Warranty for the original purchaser against defects in materials and craftsmanship.

Free Samples of any knob and of any pull less than 7" cc, with a \$5 packaging and shipping charge each.

ALWAYS THE PERFECT OPENING

HOPEWELL TOWEL BARS ~ 3 SIZES: 18", 24" & 30"



24" Double Towel Bar
Polished Nickel



24" Single Towel Bar
Brushed Satin Nickel

HOPEWELL ACCESSORIES ~ 4 ITEMS



Single Hook
Oil Rubbed Bronze



Tissue Holder
Oil Rubbed Bronze



Tissue Hook
Polished Chrome



Towel Ring
Polished Chrome

FINISHES AVAILABLE

BLK
Flat
Black



BSN
Brushed
Satin Nickel



ORB
Oil Rubbed
Bronze



PC
Polished
Chrome



PN
Polished
Nickel



Finish	18" Double Bar	18" Single Bar	24" Double Bar	24" Single Bar	30" Double Bar	30" Single Bar	Single Hook	Tissue Holder	Tissue Hook	Towel Ring
BLK	HOP7BLK	HOP6BLK	HOP9BLK	HOP8BLK	HOP11BLK	HOP10BLK	HOP1BLK	HOP3BLK	HOP4BLK	HOP5BLK
BSN	HOP7BSN	HOP6BSN	HOP9BSN	HOP8BSN	HOP11BSN	HOP10BSN	HOP1BSN	HOP3BSN	HOP4BSN	HOP5BSN
ORB	HOP7ORB	HOP6ORB	HOP9ORB	HOP8ORB	HOP11ORB	HOP10ORB	HOP1ORB	HOP3ORB	HOP4ORB	HOP5ORB
PC	HOP7PC	HOP6PC	HOP9PC	HOP8PC	HOP11PC	HOP10PC	HOP1PC	HOP3PC	HOP4PC	HOP5PC
PN	HOP7PN	HOP6PN	HOP9PN	HOP8PN	HOP11PN	HOP10PN	HOP1PN	HOP3PN	HOP4PN	HOP5PN

NOTE: For detailed dimensions such as overall length, height, base width, etc. see price list or visit TopKnobs.com.

Hopewell & Hudson Bath Collection

HUDSON TOWEL BARS ~ 3 SIZES: 18", 24" & 30"



24" Double Towel Bar
Tuscan Bronze



24" Single Towel Bar
Polished Nickel

HUDSON ACCESSORIES ~ 4 ITEMS



Double Hook
Tuscan Bronze



Tissue Holder
Tuscan Bronze



Tissue Hook
Polished Chrome



Towel Ring
Polished Chrome

FINISHES AVAILABLE

BSN
Brushed
Satin Nickel



PC
Polished
Chrome



PN
Polished
Nickel



TB
Tuscan
Bronze



Finish	18" Double Bar	18" Single Bar	24" Double Bar	24" Single Bar	30" Double Bar	30" Single Bar	Double Hook	Tissue Holder	Tissue Hook	Towel Ring
BSN	HUD7BSN	HUD6BSN	HUD9BSN	HUD8BSN	HUD11BSN	HUD10BSN	HUD2BSN	HUD3BSN	HUD4BSN	HUD5BSN
PC	HUD7PC	HUD6PC	HUD9PC	HUD8PC	HUD11PC	HUD10PC	HUD2PC	HUD3PC	HUD4PC	HUD5PC
PN	HUD7PN	HUD6PN	HUD9PN	HUD8PN	HUD11PN	HUD10PN	HUD2PN	HUD3PN	HUD4PN	HUD5PN
TB	HUD7TB	HUD6TB	HUD9TB	HUD8TB	HUD11TB	HUD10TB	HUD2TB	HUD3TB	HUD4TB	HUD5TB

Part Number is specific to shape and finish. cc = measurement center-to-center between the screw holes.

Lifetime Warranty for the original purchaser against defects in materials and craftsmanship.

Free Samples of any knob and of any pull less than 7" cc, with a \$5 packaging and shipping charge each.

ALWAYS THE PERFECT OPENING

STRATTON TOWEL BARS ~ 3 SIZES: 18", 24" & 30"



24" Double Towel Bar
Brushed Satin Nickel



24" Single Towel Bar
Brushed Bronze

STRATTON ACCESSORIES ~ 4 ITEMS



Double Hook
Antique Pewter



Tissue Holder
Polished Nickel



Tissue Hook
Tuscan Bronze



Towel Ring
Brushed Satin Nickel

FINISHES AVAILABLE



Finish	18" Double Bar	18" Single Bar	24" Double Bar	24" Single Bar	30" Double Bar	30" Single Bar	Double Hook	Tissue Holder	Tissue Hook	Towel Ring
AP	STK7AP	STK6AP	STK9AP	STK8AP	STK11AP	STK10AP	STK2AP	STK3AP	STK4AP	STK5AP
BB	STK7BB	STK6BB	STK9BB	STK8BB	STK11BB	STK10BB	STK2BB	STK3BB	STK4BB	STK5BB
BSN	STK7BSN	STK6BSN	STK9BSN	STK8BSN	STK11BSN	STK10BSN	STK2BSN	STK3BSN	STK4BSN	STK5BSN
PN	STK7PN	STK6PN	STK9PN	STK8PN	STK11PN	STK10PN	STK2PN	STK3PN	STK4PN	STK5PN
TB	STK7TB	STK6TB	STK9TB	STK8TB	STK11TB	STK10TB	STK2TB	STK3TB	STK4TB	STK5TB

NOTE: For detailed dimensions such as overall length, height, base width, etc. see price list or visit TopKnobs.com.

Stratton & Tuscany Bath Collection


TUSCANY TOWEL BARS ~ 3 SIZES: 18", 24" & 30"



24" Double Towel Bar
German Bronze

24" Single Towel Bar
Pewter Antique

TUSCANY ACCESSORIES ~ 4 ITEMS



Double Hook
Oil Rubbed Bronze

Tissue Holder
Oil Rubbed Bronze

Tissue Hook
Pewter Antique

Towel Ring
Pewter Antique

FINISHES AVAILABLE

BSN
Brushed
Satin Nickel



GBZ
German
Bronze



ORB
Old Rubbed
Bronze



PTA
Pewter
Antique



Finish	18" Double Bar	18" Single Bar	24" Double Bar	24" Single Bar	30" Double Bar	30" Single Bar	Double Hook	Tissue Holder	Tissue Hook	Towel Ring
BSN	TUSC7BSN	TUSC6BSN	TUSC9BSN	TUSC8BSN	TUSC11BSN	TUSC10BSN	TUSC2BSN	TUSC3BSN	TUSC4BSN	TUSC5BSN
GBZ	TUSC7GBZ	TUSC6GBZ	TUSC9GBZ	TUSC8GBZ	TUSC11GBZ	TUSC10GBZ	TUSC2GBZ	TUSC3GBZ	TUSC4GBZ	TUSC5GBZ
ORB	TUSC7ORB	TUSC6ORB	TUSC9ORB	TUSC8ORB	TUSC11ORB	TUSC10ORB	TUSC2ORB	TUSC3ORB	TUSC4ORB	TUSC5ORB
PTA	TUSC7PTA	TUSC6PTA	TUSC9PTA	TUSC8PTA	TUSC11PTA	TUSC10PTA	TUSC2PTA	TUSC3PTA	TUSC4PTA	TUSC5PTA

Part Number is specific to shape and finish. cc = measurement center-to-center between the screw holes.

Lifetime Warranty for the original purchaser against defects in materials and craftsmanship.

Free Samples of any knob and of any pull less than 7" cc, with a \$5 packaging and shipping charge each.



ALWAYS THE PERFECT OPENING

A DISPLAY OF FINE CRAFTSMANSHIP.

Quality you've got to see and feel to believe.

While the beauty of our collections is apparent in our catalog, it's important for customers to experience our knobs and pulls first-hand in the showroom. Our display boards encourage customers to see, touch and examine the fine craftsmanship and sturdy design for themselves – feeling the solid weight in their hands.

To complement the form and finish of our collections, display boards are available in white or maple finish and come in a unified size – 22.5" x 22.5". In addition, you may select from our two 12-board premium wood display towers, which come in a maple or white finish.



Maple finish
84" x 26" x 26"



White finish
84" x 26" x 26"



WWW.TOPKNOBS.COM
800-499-9095
908-359-6174


PASSPORT COLLECTION

2 Passport boards fit in one slot on the tower.
22.5" x 11"



TREVI FOUNTAIN
maple only

NEW



GREAT WALL
maple only

NEW



TOWER BRIDGE
maple only

NEW



LUXOR
maple only

NEW



SYDNEY HARBOUR
maple only

NEW



VICTORIA FALLS
maple only

NEW



ASPEN



APPLIANCE



APPLIANCE II
NEW



ASBURY



BAR PULLS



BRITANNIA

Display Boards



CHATEAU



CHATEAU II



DAKOTA



EDWARDIAN



NEW ADDITIONS



NORMANDY

Lifetime Warranty for the original purchaser against defects in materials and craftsmanship.
Free Samples of any knob and of any pull less than 7" cc, with a \$5 packaging and shipping charge each.



NOUVEAU



NOUVEAU II



NOUVEAU III



OIL RUBBED BRONZE



SANCTUARY



SANCTUARY II
NEW

Display Boards



SOMERSET



SOMERSET II



TUSCANY

Lifetime Warranty for the original purchaser against defects in materials and craftsmanship.
Free Samples of any knob and of any pull less than 7" cc, with a \$5 packaging and shipping charge each.



M1386 Pull on page 51 & M1551 Knob on page 53 with M1436 Backplate on page 52

Finishes

BEAUTIFUL, FROM START TO FINISH.

37 sealed finishes, each with a personality all its own.

From the color of the walls to the surface of the countertops, your kitchen and bath are a reflection of your style. And when it comes to knobs, pulls, and accessories we believe you should have the same opportunity to express yourself. That's why each of our collections are available in multiple finishes. Maybe you want to match the finish of your cabinet. Or choose one that is complementary to your appliances or your walls. Regardless of your design preferences, we offer 37 colorful finishes to suit your personal tastes. Plus, our finishes are sealed, allowing them to stand up to the toughest conditions and maintain their good looks over time. Finishes are hand-applied, creating the slight variations product to product that add character and elegance.

	AC	Antique Copper		GBZ	German Bronze		PTA	Pewter Antique
	ALU	Aluminum		LB	Light Bronze		PTL	Pewter Light
	AP	Antique Pewter		MB	Medium Bronze		RST	Rust
	BA	Brass Antique		MCB	Mahogany Bronze		SAB	Sable
	BB	Brushed Bronze		OEC	Old English Copper		SBL	Silicon Bronze Light
	BI	Black Iron		ORB	Oil Rubbed Bronze		SS	Stainless Steel
	BLK	Flat Black		PAB	Patina Black		TB	Tuscan Bronze
	BNI	Black Nickel		PAR	Patina Rouge		TR	True Rust
	BR	Brass		PB	Polished Brass		UM	Umbrio
	BSN	Brushed Satin Nickel		PC	Polished Chrome		VDG	Verdigris
	CB	Coal Black		PN	Polished Nickel		VDGE	Verdigris English
	CI	Cast Iron		PT	Pewter		WH	White
	DAB	Dark Antique Brass						



THE PURSUIT OF BEAUTY AND
FUNCTIONALITY.

Fine decorative hardware for the kitchen and bath.
Discover the style, the quality, the craftsmanship that
makes Top Knobs the brand of choice for designers...
and those captivated by design.



Top Knobs
170 Township Line Road
Hillsborough, New Jersey 08844

